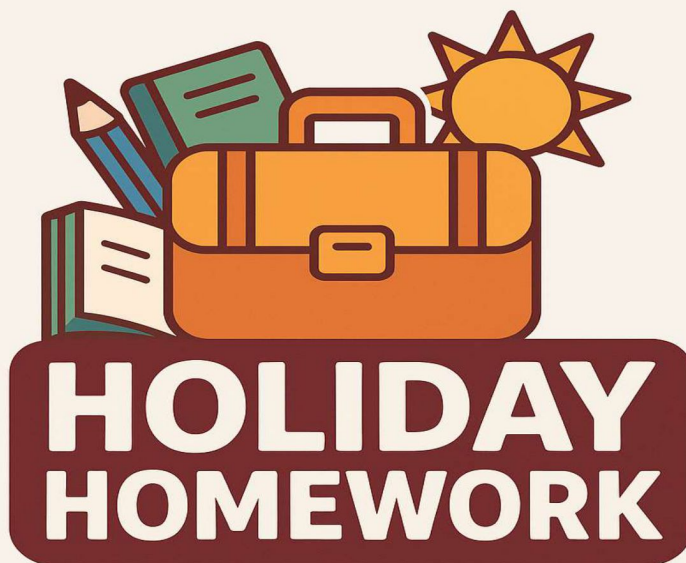




DEEPIKA PUBLIC SCHOOL

MANESAR

SESSION:- 2025-26



CLASS:- 2ND

Dear Students

Summer vacations are synonymous with fun, frolic, getting up late in the morning, going for picnics, spending time with friends, exploring new places, and watching fun filled shows on television.



But there is lot more you can do to make your vacations more meaningful, interesting, and fun while still doing your favourite activities.

Here are some suggestions you may like:

- Go out for morning walk and spend time to observe nature.
- Watch your mom working in the kitchen and help her keep the house clean.
- Visit your grandparents, spend time with them.
- Teach them to operate some useful applications in mobile phones.
- Plant a sapling and watch it grow.
- Play any sport with your parents which they played during their school days.
- Devote some time for reading during the summer break. Some suggested books:



Summer vacation is the time when you can be more candid and creative. The Holiday assignments are focused to let the creative and latent talents, skills and desires of the children come to the surface in a joyful and experiential manner. So dear children, Get... Set... Go... Enjoy doing the activities and ensure timely completion of the given assignments.

Summer Holiday Homework

Dear Students,

As you start your summer holidays, we want you to have a fun and fulfilling break. Here are some tips to help you make the most of your time off:

- Read a storybook every day to improve your vocabulary and imagination.
- Play game like Scrabble, Chess, Atlas, and Word Building to have fun and enhance your cognitive skills.
- Help with household chores like dusting , watering plants, or laying the dinner table to learn responsibility and contribute to your family .
- Go for a morning walk and observe your surroundings to start your day in nature .
- Try yoga, swimming , cycling , or other healthy activities to stay healthy and calm.
- Communicate with your grandparents and learn from their childhood and family history to bond with them.
- We hope you have a fantastic vacation ! Stay safe and healthy, and we can't wait to see you again soon !

Homework: -

हिंदी

- अपनी पसंदीदा किसी भी पुस्तक से दस हिंदी सुलेख नोटबुक में लिखिए ।
- रोजाना एक पेज पढ़ें ।

English

- Revise all the work done in English Literature and English Grammar in the month of April and May.
- Write 10 lines on any one topic of your choice :
(a) My family (b) My Best friend (c) My Teacher

Maths

- Learn and write tables 2 to 11 and revise counting up to 1000.
- Do 5 sums of addition everyday in holiday homework notebook.
- Make an abacus with the help of beads, cardboard and sticks.

E.V.S.

- Revise all the work in E.V.S. in the month of April and May.
- Activity – Grow a sapling in a pot give water to it daily and bring it to the school after the vacations .

- Instructions- Make a separate practice notebook for holidays homework . Revise all the concept done till now in notebooks and course book .

Sweet Nouns

Read the nouns on the candy Use the colour code to colour the candy—

Colour Code : person - red place - purple
 thing - pink animal - orange

mother

star

mall

park

police officer

water

bird

New York

teacher

home

candy

sister

school

zoo

cousin

heart

kid

table

doctor

bunny

movies



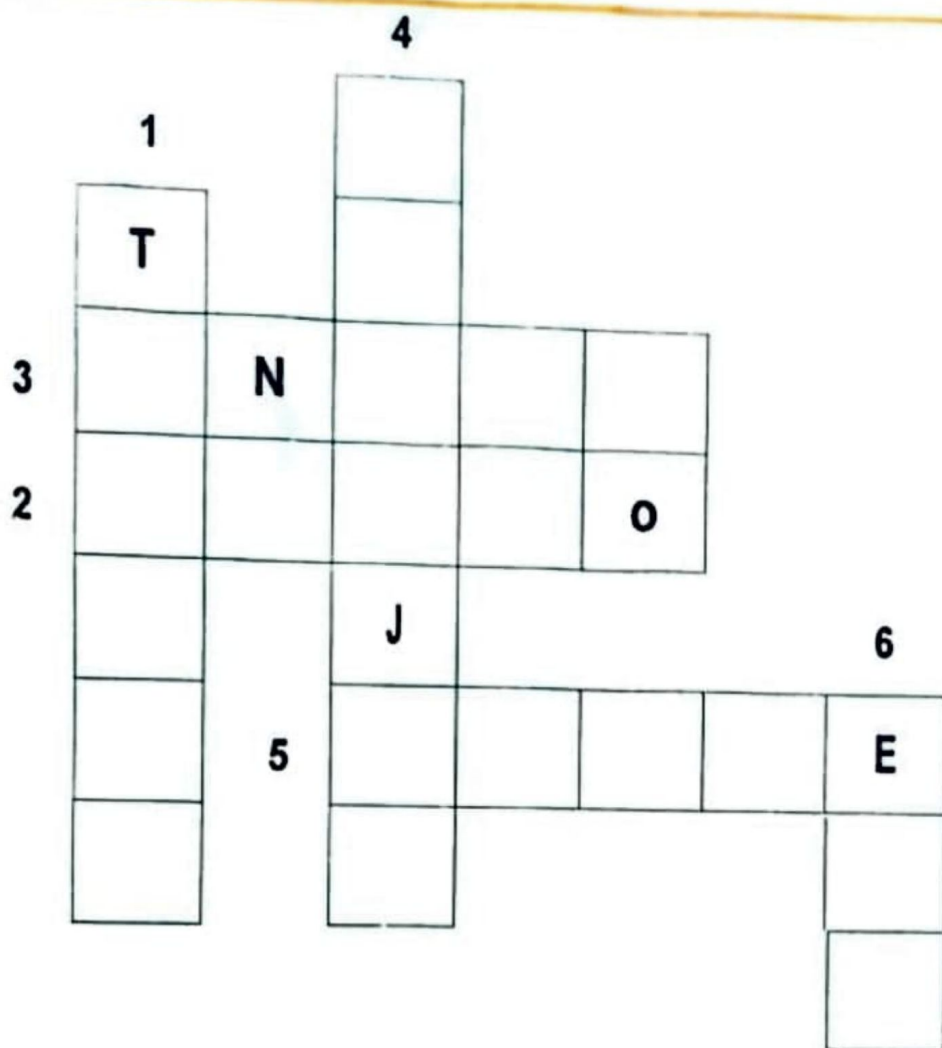
Find out the hidden words in
the given word puzzle:-

| | | | | | | | | | | | | | |
|---|---|---|---|---|---|---|---|---|---|---|---|---|---|
| B | A | K | A | P | R | I | C | O | T | S | K | U | C |
| R | R | B | R | L | C | O | D | N | L | L | S | M | H |
| E | T | R | A | E | R | L | N | A | U | I | N | T | E |
| A | I | O | S | M | A | T | S | I | P | V | M | W | H |
| D | C | C | P | O | N | R | Q | L | O | P | O | E | R |
| O | H | O | B | N | B | G | U | Y | V | N | L | U | Y |
| P | O | L | E | C | E | B | A | N | A | N | A | E | T |
| S | L | L | R | B | R | F | S | F | M | C | V | S | O |
| A | E | I | R | X | R | P | H | L | I | R | O | E | M |
| L | S | M | Y | N | Y | D | D | O | L | A | C | C | A |
| M | Y | O | G | U | R | T | I | Q | K | B | A | H | T |
| C | A | H | S | P | I | N | A | C | H | P | D | E | O |
| N | X | F | I | G | A | R | L | I | C | A | O | E | V |
| V | D | C | P | L | S | H | E | L | L | F | I | S | H |
| I | N | C | A | N | T | A | L | O | U | P | E | E | Q |
| P | E | A | N | U | T | S | M | G | I | N | G | E | R |

| | | | | |
|-----------|-----------|--------|---------|--------|
| MILK | AVOACADO | GINGER | SPINACH | SQUASH |
| YOGURT | RASPBERRY | GARLIC | PEANUTS | CRAB |
| APPLE | TOMATO | BREAD | APRICOT | BANANA |
| CRANBERRY | BROCOLLI | LEMON | CHERRY | LIME |
| CHEESE | ONION | | | |



Solve the puzzle with the help of the clues given below:

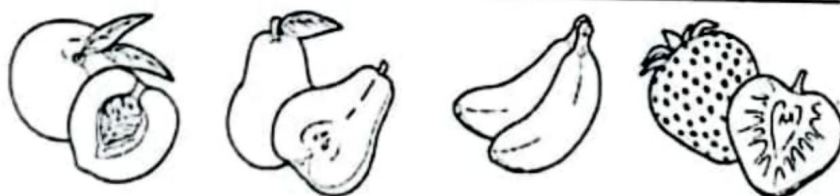



- 1) I am a red fruit used in making vegetables puree.
- 2) I am the king of fruits.
- 3) I am a vegetable that can be eaten both raw and cooked.
- 4) I wear a crown and I am the king of vegetables
- 5) Eating me every day, keeps the doctor away.
- 6) I am a white oval ball full of proteins obtained from a hen.

fruit word search

1. Write the name of the fruit in the space provided.
2. Find the word in the word search puzzle.
(Words only run across and down.)

| | | | | | | | | | |
|---|---|---|---|---|---|---|---|---|---|
| s | t | r | a | w | b | e | r | r | y |
| o | r | a | n | j | e | p | e | a | r |
| r | m | e | h | o | a | e | w | n | a |
| a | b | a | b | a | n | a | n | a | p |
| n | x | p | a | i | r | c | e | y | p |
| g | r | a | p | e | s | h | k | a | l |
| e | p | i | n | e | a | p | p | l | e |



A. Arrange in increasing order.

a) 624 , 945 , 104 , 564 , 287

b) 539 , 898 , 926 , 200 , 351 ,

B. Arrange in decreasing order.

a) 137 , 155 , 174 , 123 , 199 ,

b) 659 , 771 , 100 , 444 , 893

C. Write in short form.

1) 7 Hundred + 6 Tens + 0 Ones

| H | T | O |
|---|---|---|
| | | |

2) 8 Hundred + 0 Tens + 8 Ones

| H | T | O |
|---|---|---|
| | | |

3) 6 Hundred + 7 Tens + 0 Ones

| H | T | O |
|---|---|---|
| | | |

4) 500 + 80 + 8

| H | T | O |
|---|---|---|
| | | |

5) 900 + 0 + 7

| H | T | O |
|---|---|---|
| | | |



D. Count on.

| | | | | | | | | | | | | |
|----|----|----|----|--|----|--|----|--|----|----|--|-----|
| 69 | 72 | 75 | | | 84 | | | | 96 | | | 105 |
| 55 | 53 | 51 | 49 | | | | 41 | | | 35 | | 31 |

E. Write the place and place value of the underlined digit.

| H | T | O | Place | Place Value |
|----------|----------|----------|-------|-------------|
| 4 | <u>4</u> | 7 | | |
| <u>6</u> | 0 | 5 | | |
| 2 | 8 | <u>3</u> | | |
| <u>7</u> | 0 | 4 | | |



F. Write the number names for the following.

1) 67 - _____

2) 89 - _____

3) 15 - _____

G. Make the greatest and the smallest number 3-digit number using the digits 3, 0 and 9. You can use the digits once.

Greatest 3-digit number _____ Smallest 3-digit number _____

H. Fill in the blanks

1) In 345, the digit 4 stands for _____.

2) In 980, the digit _____ is in the hundreds place

3) In 678, the value of the digit 7 is _____.

4) 10 more than 945 is _____.

5) 100 less than 580 is _____.

• Solve the following —

| | | | |
|---|---|---|---|
| $\begin{array}{r} \textcircled{1} \\ 37 \\ + 85 \\ \hline 122 \end{array}$ | $\begin{array}{r} \textcircled{1} \\ 39 \\ + 29 \\ \hline 68 \end{array}$ | $\begin{array}{r} \textcircled{} \\ 28 \\ + 63 \\ \hline \end{array}$ | $\begin{array}{r} \textcircled{} \\ 47 \\ + 18 \\ \hline \end{array}$ |
| $\begin{array}{r} \textcircled{} \\ 75 \\ + 26 \\ \hline \end{array}$ | $\begin{array}{r} \textcircled{} \\ 25 \\ + 19 \\ \hline \end{array}$ | $\begin{array}{r} \textcircled{} \\ 84 \\ + 16 \\ \hline \end{array}$ | $\begin{array}{r} \textcircled{} \\ 72 \\ + 45 \\ \hline \end{array}$ |
| $\begin{array}{r} \textcircled{} \\ 82 \\ + 46 \\ \hline \end{array}$ | $\begin{array}{r} \textcircled{} \\ 57 \\ + 28 \\ \hline \end{array}$ | $\begin{array}{r} \textcircled{} \\ 94 \\ + 15 \\ \hline \end{array}$ | $\begin{array}{r} \textcircled{} \\ 64 \\ + 16 \\ \hline \end{array}$ |
| $\begin{array}{r} \textcircled{} \\ 56 \\ + 85 \\ \hline \end{array}$ | $\begin{array}{r} \textcircled{} \\ 79 \\ + 25 \\ \hline \end{array}$ | $\begin{array}{r} \textcircled{} \\ 89 \\ + 54 \\ \hline \end{array}$ | $\begin{array}{r} \textcircled{} \\ 26 \\ + 17 \\ \hline \end{array}$ |
| $\begin{array}{r} \textcircled{} \\ 95 \\ + 26 \\ \hline \end{array}$ | $\begin{array}{r} \textcircled{} \\ 33 \\ + 18 \\ \hline \end{array}$ | $\begin{array}{r} \textcircled{} \\ 45 \\ + 97 \\ \hline \end{array}$ | $\begin{array}{r} \textcircled{} \\ 54 \\ + 36 \\ \hline \end{array}$ |

RIDDLES AND CODES

10

⇒ Use the secret code given below :-

a) What can run but can't walk?

20 2 12 6 5
— — — — —

b) What has hands but no arms?

19 17 3 19 1
— — — — —

c) What is made that can't be seen?

9 3 16 13 6
— — — — —

d) What goes up and down without ever moving?

13 12 2 16 5 19 2 13 6
— — — — —

e) What belongs to you but is used more by others?

8 3 7 5 9 2 15 6
— — — — —

f) What has eyes but can't see?

4 3 12 2 12 3
— — — — —



| | | | | | | | | | | | | | | | | | | | |
|---|---|---|---|---|---|---|---|---|----|----|----|----|----|----|----|----|----|----|----|
| 1 | 2 | 3 | 4 | 5 | 6 | 7 | 8 | 9 | 10 | 11 | 12 | 13 | 14 | 15 | 16 | 17 | 18 | 19 | 20 |
| K | A | O | P | R | E | U | Y | N | F | H | T | S | D | M | I | L | B | C | W |



● **Greater than or Less than or Equal to** →

Write (<) or (>) or (=)



42 ☒ 28

26 ☐ 16

39 ☐ 25

131 ☐ 145

71 ☐ 68

63 ☐ 62

143 ☐ 173

140 ☐ 120

299 ☐ 262

271 ☐ 157

145 ☐ 135

20 ☐ 02

45 ☐ 54

let's create some happy memories!!

● Solve the following.

| | | | |
|---|---|---|---|
| H | T | O | |
| 5 | 4 | 3 | |
| + | 3 | 4 | 4 |
| 8 | 8 | 7 | |

| | | | |
|---|---|---|---|
| H | T | O | |
| 8 | 3 | 3 | |
| + | | 2 | 3 |
| | | | |

| | | | |
|---|---|---|---|
| H | T | O | |
| 7 | 4 | 6 | |
| + | 1 | 0 | 2 |
| | | | |

| | | | |
|---|---|---|---|
| H | T | O | |
| 6 | 8 | 0 | |
| + | 2 | 1 | 9 |
| | | | |

| | | | |
|---|---|---|---|
| H | T | O | |
| 2 | 9 | 7 | |
| + | 5 | 0 | 2 |
| | | | |

| | | | |
|---|---|---|---|
| H | T | O | |
| 4 | 7 | 7 | |
| + | 3 | 2 | 2 |
| | | | |

| | | | |
|---|---|---|---|
| H | T | O | |
| 7 | 4 | 0 | |
| + | | 4 | 3 |
| | | | |

| | | | |
|---|---|---|---|
| H | T | O | |
| 3 | 5 | 3 | |
| + | 5 | 2 | 2 |
| | | | |

| | | | |
|---|---|---|---|
| H | T | O | |
| 7 | 2 | 0 | |
| + | | 4 | 9 |
| | | | |

● Kindly encourage writing practice on a DAILY basis (not more than half an hour) with stress on neatness and proper formation of letters



कार्यपत्रक:- भाषा,
विषय:- हिन्दी
कक्षा:- दूसरी

1. भारत में बोली जाने वाली कुछ भाषाओं के नाम लिखिए।

2. भारत के कुछ प्रदेशों के नामों के सामने उनकी भाषा पता करके लिखिए।

| | |
|----------------|--------------------|
| (क) पंजाब - | (ख) उत्तर प्रदेश - |
| (ग) राजस्थान - | (घ) महाराष्ट्र - |
| (ङ) गुजरात - | (च) आंध्र प्रदेश - |
| (छ) केरल - | (ज) असम - |

3. दिए गए चित्रों में भाषा के किस रूप का प्रयोग किया जा रहा है ? लिखिए।





4. भाषा के निम्नलिखित रूपों को सही स्थान पर लिखिए।

भाषण देना, कंप्यूटर पर प्रेजेंटेशन बनाना, बातचीत करना, लेख लिखना, कविता - गायन, वाद - विवाद,
ऑखों देखा हाल सुनना, एसएमएस करना, पत्र पढ़ना,
ई-मेल करना

मौखिक :- _____

लिखित:- _____



बाल मंच

HINDI WORKSHEET

निम्नलिखित शब्दों के विलोम शब्द लिखिए -

| | | |
|-------|---|-------|
| ऊपर | X | |
| आगे | X | |
| दुखी | X | |
| अच्छा | X | |
| सच | X | |
| गन्दा | X | |
| दिन | X | |
| जीत | X | |
| हल्का | X | |
| सूखा | X | |
| बड़ा | X | |
| आसमान | X | |



Environmental Studies

About Me

My name is _____.

My birthday is in _____.

I am _____ years old.

I am a _____.(boy/girl)



I am studying in _____ school.

I am studying in _____ grade/class.

My favorite fruit is _____.

My favorite vegetable is _____.

My favorite color is _____.


My best friend's name is _____.

My favorite subject is _____.

My hobbies are _____.

I want to become a _____.

2







World
Environment Day

♥ Happy ♥
Father's Day



● Identify the picture, and name them 5



Means of transportation

Bicycle

Car

Motorbike

Truck

Ship

Van

Train



Plane

Ambulance

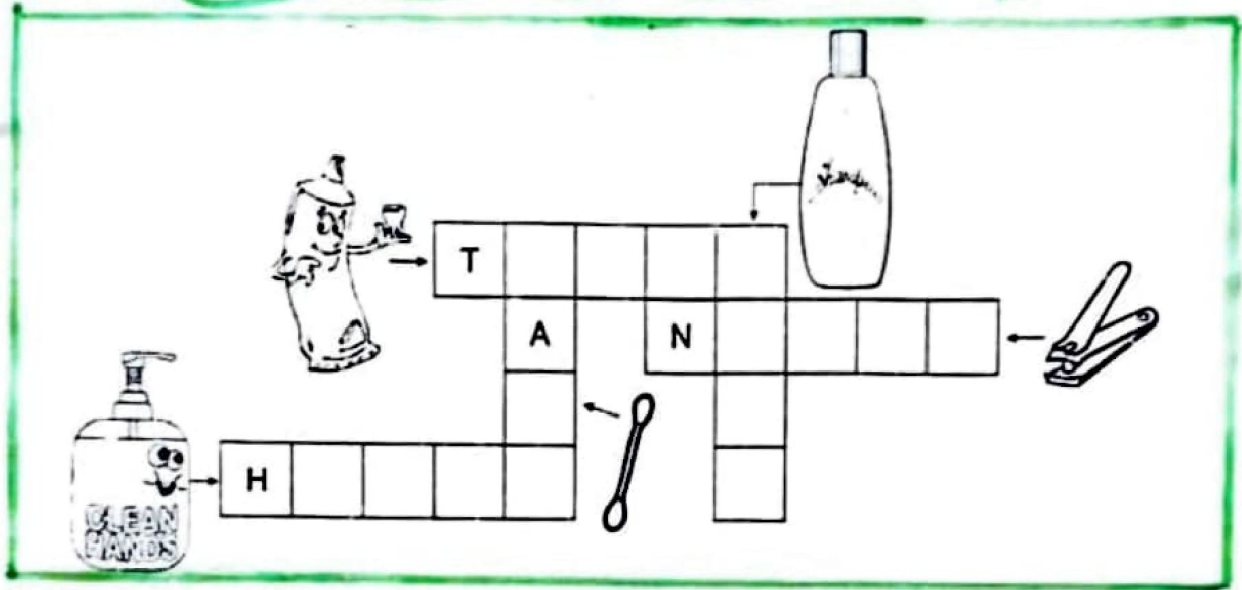
Taxi

Helicopter

Bus



Write the name of the body part that is associated with the following object to complete the crossword.



Fill in the blanks with the help of the pictures given.

1. Teeth of a _____



2. Eye of a _____



3. Legs of a _____



4. Hands of a _____



5. Hair of a _____

