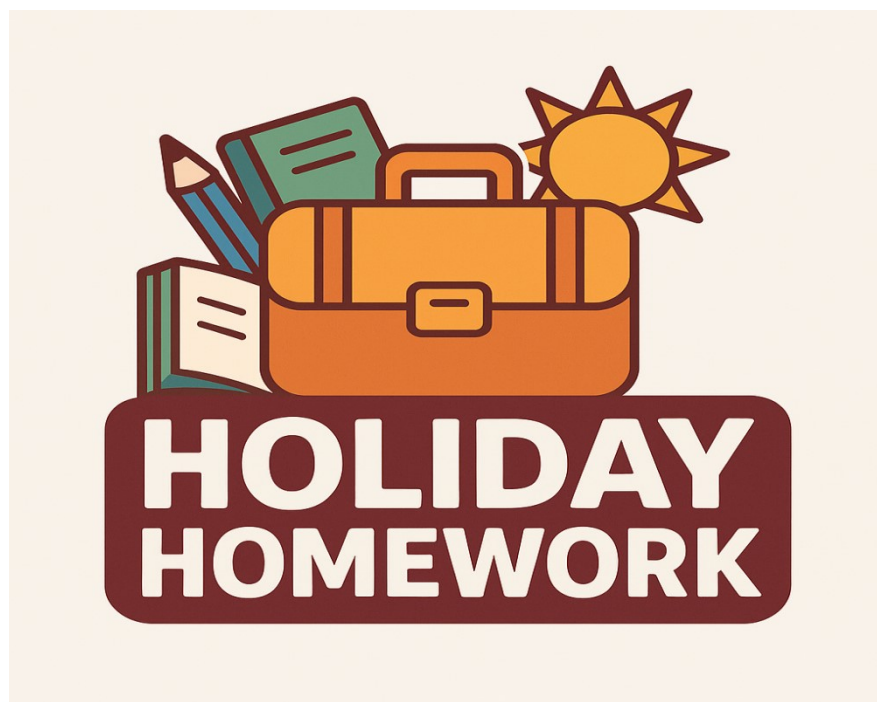


DEEPIKA PUBLIC SCHOOL

MANESAR

SESSION:- 2025-26



CLASS:- 5th

Dear Students

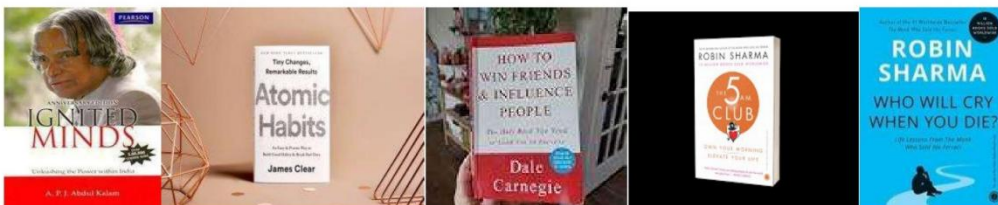
Summer vacations are synonymous with fun, frolic, getting up late in the morning, going for picnics, spending time with friends, exploring new places, and watching fun filled shows on television.



But there is lot more you can do to make your vacations more meaningful, interesting, and fun while still doing your favourite activities.

Here are some suggestions you may like:

- Go out for morning walk and spend time to observe nature.
- Watch your mom working in the kitchen and help her keep the house clean.
- Visit your grandparents, spend time with them.
- Teach them to operate some useful applications in mobile phones.
- Plant a sapling and watch it grow.
- Play any sport with your parents which they played during their school days.
- Devote some time for reading during the summer break. Some suggested books:



Summer vacation is the time when you can be more candid and creative. The Holiday assignments are focused to let the creative and latent talents, skills and desires of the children come to the surface in a joyful and experiential manner. So dear children, Get... Set... Go... Enjoy doing the activities and ensure timely completion of the given assignments.

English

English Reader -

Learn lesson-2 , Poem- Words Never Die

Grammar-

Revise all the syllabus done in April and May.

- Write a short paragraph about your joyful experience of summer holidays.

Comprehension!

Directions: read the paragraph inside the box, once you have read it all, answer the questions below using the paragraph you have read!

The Curious Caterpillar

Once upon a time, there was a curious caterpillar named Charlie. Charlie loved exploring the world around him. One sunny day, he decided to crawl up a tall tree to see what was on top. As he reached the highest branch, he discovered a magnificent view of the entire garden. The colorful flowers, buzzing bees, and fluttering butterflies filled him with joy. From that day forward, Charlie knew that curiosity could lead to the most wonderful adventures.

What is the title of the story?

What is the name of the main character?

What did Charlie love doing?


What did Charlie discover on the highest branch of the tree?

What filled Charlie with joy?

What did Charlie learn from that day forward?



Write a story about the farm



Create a beautiful model of **Noun: Gender**

(From Roll no. 1 to 10)

<https://youtube.com/shorts/ePnZTAc3zYU?si=LUuy-zZRQqkV6tKk>

Create a beautiful model of **kinds of sentences**

(From Roll no. 11 to 20)

<https://youtube.com/shorts/8C4czgxxfmA?si=fCqrloEGozaG8AbI>

Create a beautiful model of **Noun**

(From Roll no. 21 to 25)

<https://youtu.be/8jnUNONAIcC>

हिंदी

कोकिला -

पाठ- 4, 5 याद करो ।

व्याकरण -

पाठ - 3 पढ़ो।

सामान्य कार्य याद करो।

गर्मी की छुट्टी विषय पर एक अनुच्छेद लिखो।

पानी का जादू

पप्पु एक छोटे से गाँव में रहता था। गर्मी के दिनों में उसके गाँव में पानी की कमी हो जाती थी। एक दिन, पप्पु ने खुदाई करते समय एक बड़े पत्थर को हिलाया। तभी उसके पास से पानी की एक छोटी धारा बहने लगी। पप्पु ने खुशी-खुशी पानी पीना शुरू किया। अचानक, पानी की धारा बड़ी हो गई और वह एक छोटे से नदी बन गई। सभी गाँववाले आकर पानी पीने लगे और उनकी मुश्किलें खत्म हो गई।

प्रश्न:

1. पप्पु के गाँव में किसकी कमी होती थी?

2. पप्पु ने कैसे गाँववालों की मदद की?

3. पानी की धारा कैसे बड़ी हुई?

4. इस कहानी से हमें क्या सीख मिलती है?

[illegible]

पर्यायवाची शब्द पर एक सुंदर मॉडल तैयार करें।

(रोल नंबर 1 से 10 तक)

<https://youtu.be/lhQv1sH4KDU?si=5FI6CotaTcmV2epP>

वचन बदलो विषय पर एक सुंदर मॉडल तैयार करें।

(रोल नंबर 11 से 20)

<https://youtube.com/shorts/kCk3ChQ9I78?si=zdREgouBCor7dA1k>

विराम चिन्ह पर एक सुंदर मॉडल तैयार करें।

(रोल नंबर 21 से 30 तक)

https://youtube.com/shorts/3ykNF2-5yt8?si=wS_OMK3EbbxEQqD3

संज्ञा पर एक सुंदर मॉडल तैयार करें।

<https://youtube.com/shorts/-kTF7iwe2DY?si=LIWeCtAzqx9H4EN->

Maths

Activity based questions :-

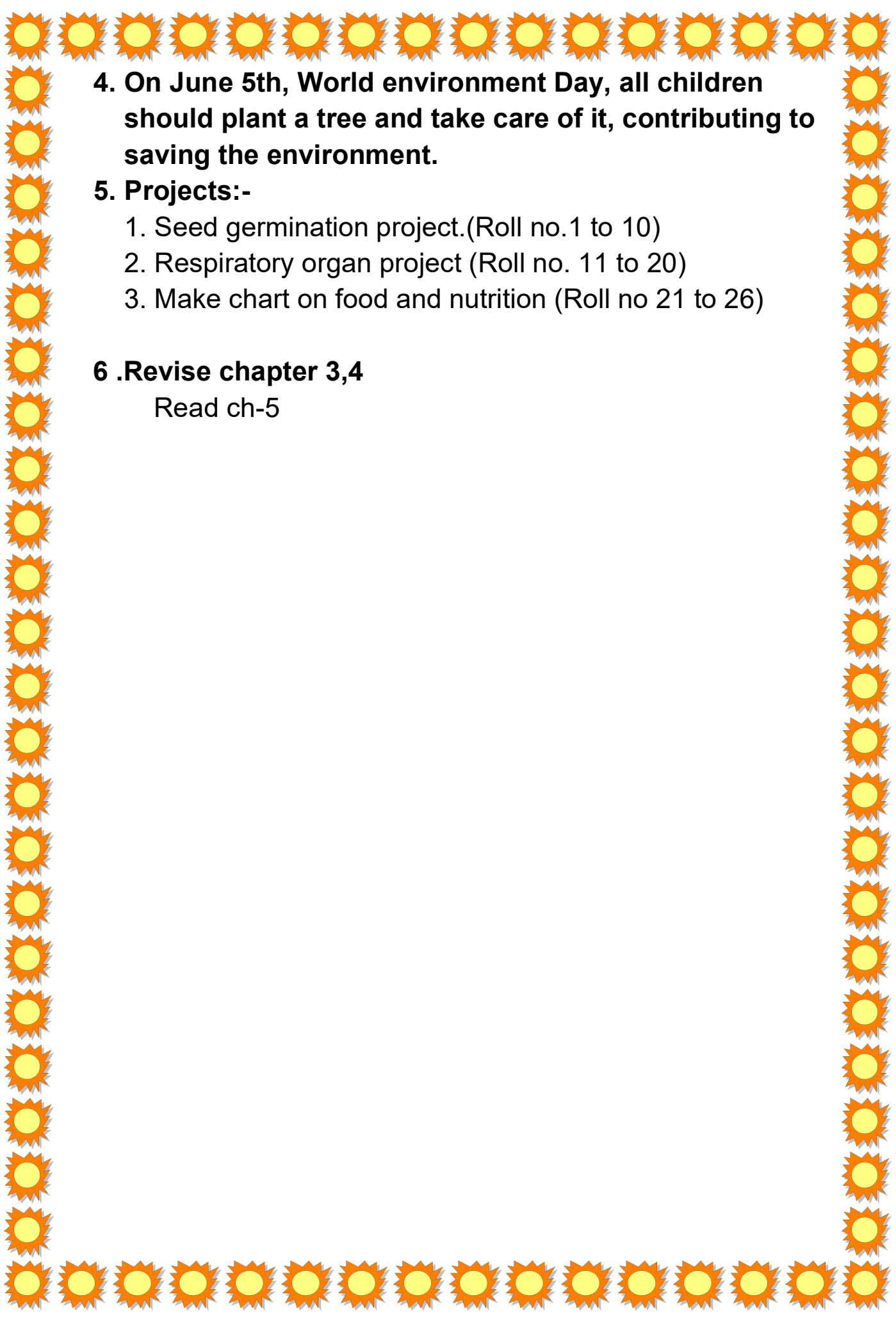
- Roll no.(1to 15) = Create a beautiful model on Multiplication wheel. https://youtube.com/shorts/_bRh-Hdtp5c?si=ss3XTrbqN0Su-w8Y
- Roll no.(15 and onwards) = Make a Roman numbers wall hanging clock
https://youtube.com/watch?v=_wmZ2TrLAGk&feature=share

For all :-

- Revise all the syllabus done by April and May
- Learn table from 1 to 20.
- Solve worksheet, revision corner and games and puzzle of Ch-1,2 of Maths Matrix.
- Do Apply your skills of Ch-1,2 of Mental Maths.

EVS

1. Write names and functions of internal and external organ of human body.
2. Talk to your parents and grandparents and ask them what game they used to play in their time.
3. Write some points on” How you will save water during summer”.



4. On June 5th, World environment Day, all children should plant a tree and take care of it, contributing to saving the environment.

5. Projects:-

1. Seed germination project.(Roll no.1 to 10)
2. Respiratory organ project (Roll no. 11 to 20)
3. Make chart on food and nutrition (Roll no 21 to 26)

6 .Revise chapter 3,4

Read ch-5