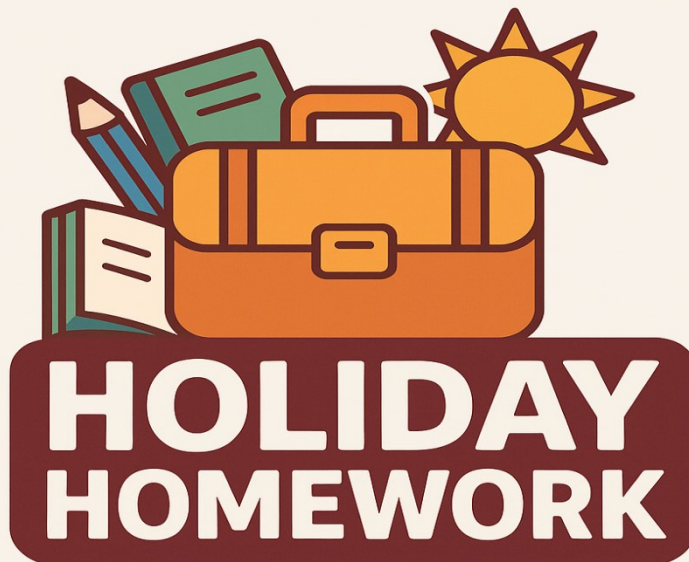




DEEPIKA PUBLIC SCHOOL

MANESAR

SESSION:- 2025-26



CLASS:- Mont. 3

Dear Students

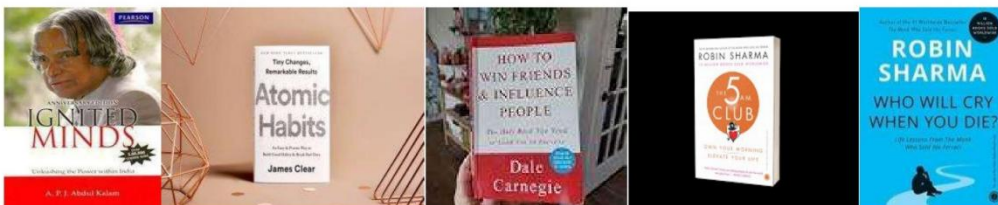
Summer vacations are synonymous with fun, frolic, getting up late in the morning, going for picnics, spending time with friends, exploring new places, and watching fun filled shows on television.



But there is lot more you can do to make your vacations more meaningful, interesting, and fun while still doing your favourite activities.

Here are some suggestions you may like:

- Go out for morning walk and spend time to observe nature.
- Watch your mom working in the kitchen and help her keep the house clean.
- Visit your grandparents, spend time with them.
- Teach them to operate some useful applications in mobile phones.
- Plant a sapling and watch it grow.
- Play any sport with your parents which they played during their school days.
- Devote some time for reading during the summer break. Some suggested books:



Summer vacation is the time when you can be more candid and creative. The Holiday assignments are focused to let the creative and latent talents, skills and desires of the children come to the surface in a joyful and experiential manner. So dear children, Get... Set... Go... Enjoy doing the activities and ensure timely completion of the given assignments.

NOTE : All the parents are instructed to take care that your ward won't fill the unnecessary pages that are not given in HOLIDAY HOMEWORK.

ENGLISH

● **WRITING : ENGLISH WRITING CURSIVE : Do pg no -**

14,15,16,17,19,21,22,23,24,25,26,27,29,30,31,32, 33,34,and 35 in book.

● **READING : PHONICS SKILLBOOK : Read pg no - 4,5 and 6.**

MATHS

● **LEARN : MATHEMATICS BOOK : Learn pg no - 21(1 to 50 Counting),22 (50 to 1 Reverse Counting),26 (1 to 20 Number names),71 (Table of 2,3,4).**

EVS

● **READING : Learn pg no - 5,8 and 9 .**

हिन्दी

● **मौखिक : HINDI (स्वर ज्ञान) : पेज नंबर: 4,5,6,7,8,9 और 12 याद करो व पेज नंबर: 13 पुस्तक में करो।**

•लिखित : HINDI WRITING (स्वर सुलेख) : पेज नंबर 10 और 11
पुस्तक में करो।

RHYMES

•MIXED RHYMES (English & Hindi) : Learn pg no.
3,18,34 and 35.

DRAWING

•ART THERAPY BOOK : Do pg no - 10 to 14 in
book.

ACTIVITY

•Keep a water bowl for birds to protect them
from heat. Also feed the stray animals if possible.

•Plant a fruit or a flower seed.
And if you have planted any plant at home then
water it daily.

CRAFT

•Make a Phonic Sound Fish Chart. (Roll no.1 to 5)
Link:<https://youtu.be/yMDopl0pkZ8?si=3DTHwfhEna1piQ6V>

• हिंदी मात्राओं पर एक चार्ट बनाओ। (Roll no.6 to 10)

Link:https://youtube.com/shorts/-emIEzovCYA?si=KSmv6LZ9qq_XBjAG

●Make a Multiplication Bottle Model. (Roll no.11 to 15)

Link:https://youtube.com/shorts/ov7eqUjWyq0?si=OXXPK_JgD47xTBHI

●Make a Good Habits Card. (Roll no.16 to 20)

Link:<https://youtube.com/shorts/3r33TLHpJrQ?si=r0DJAQQOl6Q06jZ7>

●Make Waste Paddy Leaf House Model. (Roll no.21 to 25)

Link:<https://youtube.com/shorts/ZcahKn0z7xA?si=8vfrIHWOrceYXyT>

ASSIGNMENT AND WORKSHEET

NOTE : Take the Print out of the following, complete them and keep safely in a clear bag.

Worksheet -1

Match the words with the right picture:

rat .



nap .



bat .



jam .



fat .



man .



cat .



mat .



Worksheet - 2

Circle the correct word:



cat / rat



fat / bat



cap / tap




bat / pad



can / fan



ram / man



tag / pad



hat / dad



ram / jam



pad / lad




cap / tap



ram / lad

Worksheet - 3









Write the missing numbers. 1-50

	1	2			5	
	8			11		
14			17			20
	22				26	
			31			
35		37			40	
			45			48

Worksheet - 4

How Many?

Count the items and write the number in the box.


 <input type="text"/>	 <input type="text"/>
 <input type="text"/>	 <input type="text"/>
 <input type="text"/>	 <input type="text"/>
 <input type="text"/>	 <input type="text"/>

Worksheet - 5

Circle the numbers

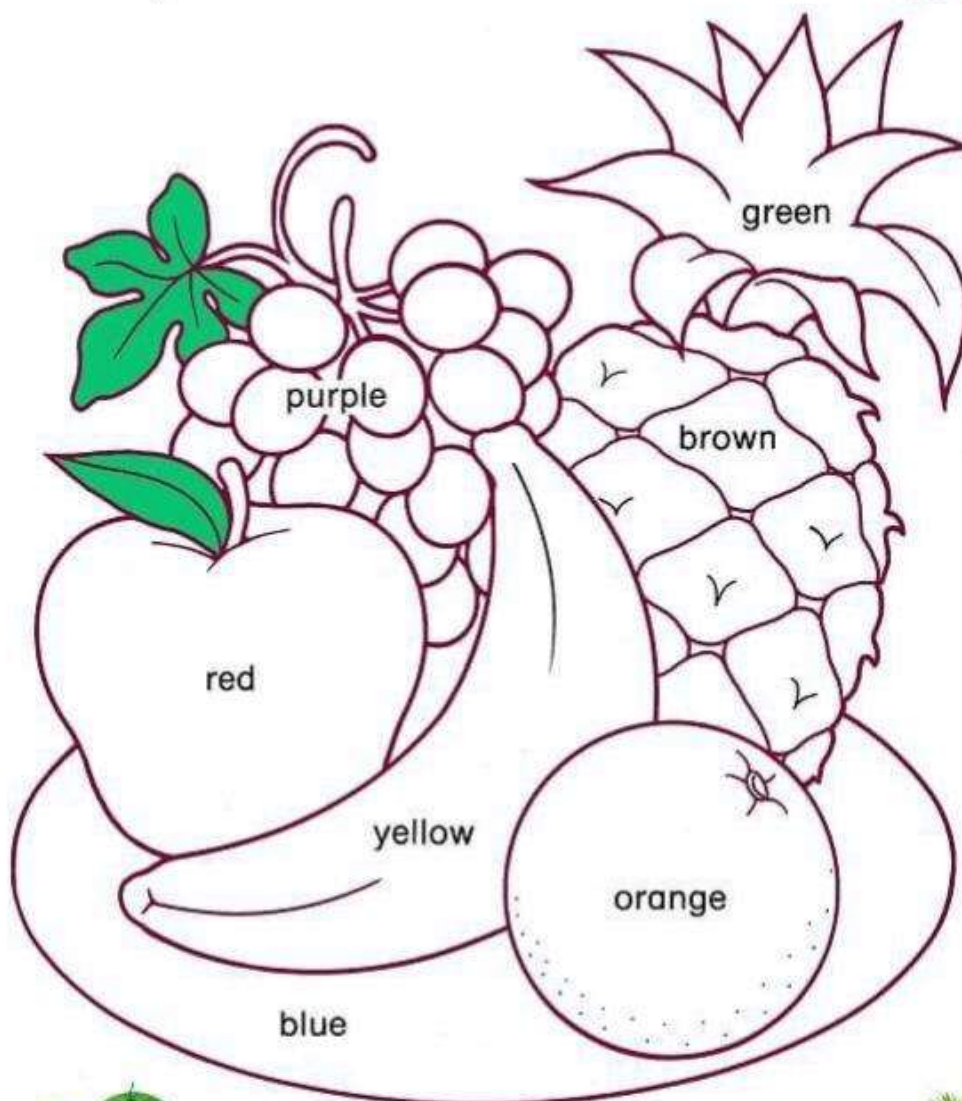
three	8	3	6
eight	9	3	8
six	6	9	8
one	1	10	6
nine	9	8	6
seven	1	7	9
four	4	3	9
two	7	2	10
ten	10	1	6
five	4	1	5

Worksheet - 6



Worksheet - 7

Use red, blue, yellow, green, orange, purple, and brown.
Color the picture.



Worksheet - 8

●Where do these body parts belong? Match them.

MY BODY

eye

nose

hair

teeth

arm

neck

mouth

knee

ear

hand







foot

leg





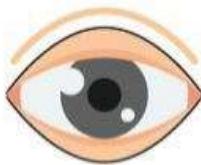
Worksheet - 9

Color only the fruits



Worksheet - 10

Look and Match – 5 Senses Organs



खाली जगह भरो। (स्वर)

___ आ ___ ई ___ ऊ ___

ए ___ औ ___

खाली जगह भरो। (व्यंजन)

___ ख ___ ड

च ___ ज

___ ण

त ___ न

___ ब म

य ___


श ___

क्ष ___

चित्र देखकर पहला अक्षर लिखे और रंग भरो







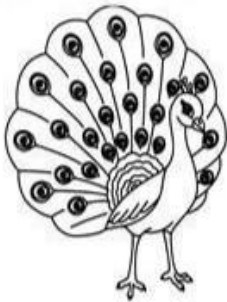















खाली स्थान भरो

घर ----- । (चल/हल)
यह ----- चख । (घर/फल)
----- तक चल । (शहद/महल)
----- मत कर । (सड़क /बहस)
फसल ----- गई । (कट/मटर)
घर ----- पढ़ । (चलकर /सरकस)
जय ----- पर चल । (नल /पथ)
यश ----- पर चढ़ । (टब/ बस)
----- आम पक गए । (दस/ कट)
अब ----- चल । (पल/ घर)
सब ----- कह । (सच/कप)

5. चित्रों को देखिए और रिक्त स्थान भरकर वाक्य पूरा कीजिए।



..... पर चढ़।




..... खा।



..... देख।




..... पर जा।




..... में चला।



..... पर चला।



..... चख कर रखा।



..... मत पकड़।

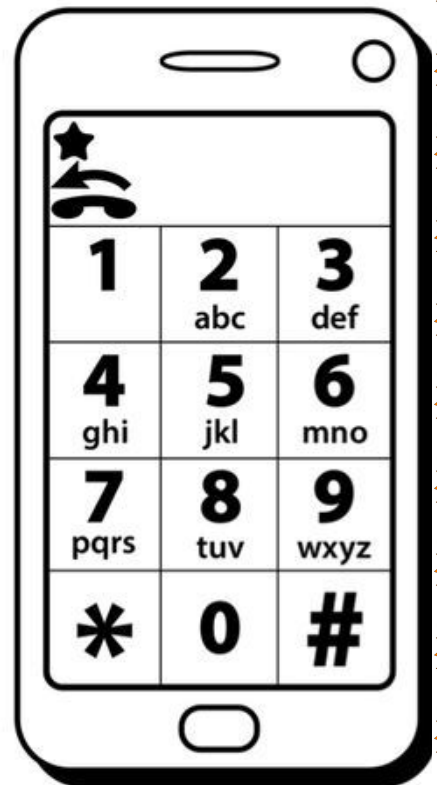
Name: _____

I Know My Phone Number

Directions: Write the numbers for your phone number in the boxes.

Color the numbers in your phone number on both phones and complete the sentence.

			-				-				
--	--	--	---	--	--	--	---	--	--	--	--



Trace and complete the sentence.

My phone number

is



©Annie Moffatt ©

It is also important that your child learns to converse in English. Here are some tips.....

•The child should say his/her name in full sentence.

•Teach the child to use short sentences e.g. - May I go to the washroom, please open my tiffin/ water bottle, May I drink water, May I come in, please give me water, please help me etc.

HAPPY SUMMER VACATION

