

DEEPIKA PUBLIC SCHOOL

☆ 2026-27 ☆

Holiday Homework

..... CLASS 1st





Let's have fun, our holidays have begun



"Month of May has brought long, hot days,



And now we have our summer holidays.

Summer holidays mean no to school,



Waking up late with no set rules.

Little homework, easy to be done, Lesser



studies and lots of fun.

Playing and talking and watching cartoons,





Fun continues till the end of June.

Beautiful time comes once in a year,



Summer holidays are best days ever."



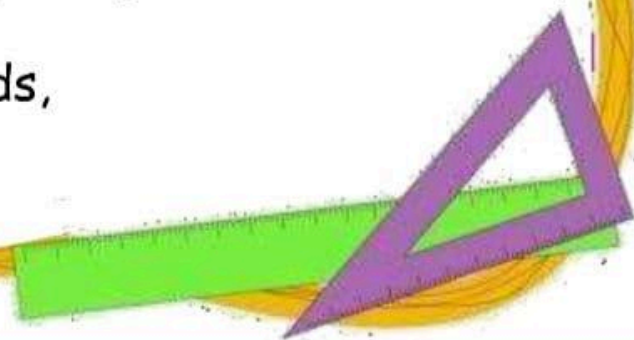



Dear Parents,

- Summer Vacation is at our doorstep. Holidays are an opportunity to relax and unwind by indulging in activities that are enjoyable and at the same time educative.
- We have designed few activities for kids to fire their imagination, to make them explore, discover and reinvent many things.

Warm Regards,

DPS

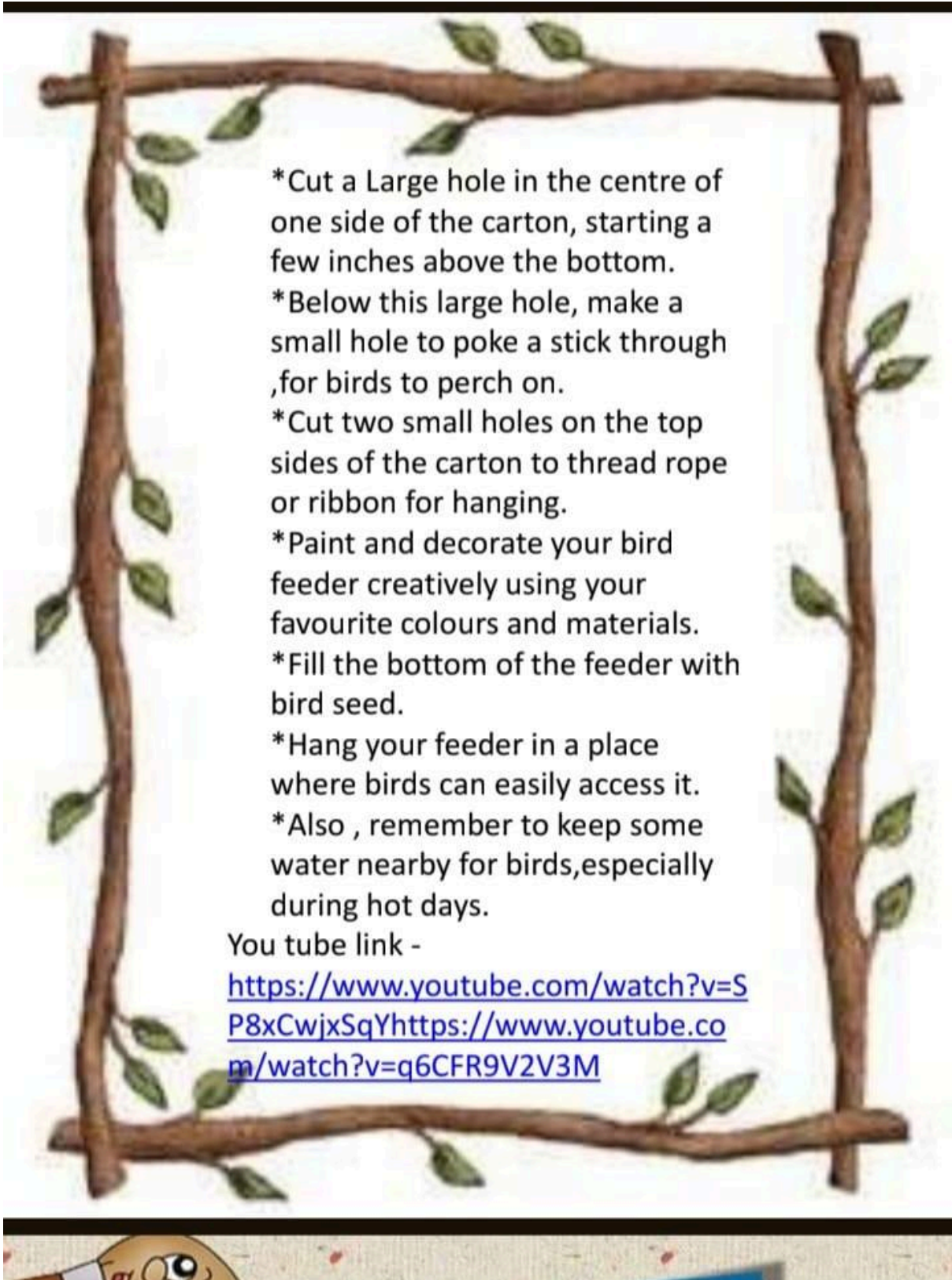


BIRD FEEDER ACTIVITY

MATERIALS NEEDED

- *1empty milk or juice carton
- *Rope, ribbon or wire
- *Poster colours and paint brushes
- *Glue (Fevicol), scissors
- Decorations (recycled household items– buttons, paper, etc.)
- *Stick(for perch)





- *Cut a Large hole in the centre of one side of the carton, starting a few inches above the bottom.
- *Below this large hole, make a small hole to poke a stick through ,for birds to perch on.
- *Cut two small holes on the top sides of the carton to thread rope or ribbon for hanging.
- *Paint and decorate your bird feeder creatively using your favourite colours and materials.
- *Fill the bottom of the feeder with bird seed.
- *Hang your feeder in a place where birds can easily access it.
- *Also , remember to keep some water nearby for birds,especially during hot days.

You tube link -


<https://www.youtube.com/watch?v=S P8xCwjxSqYhttps://www.youtube.com/watch?v=q6CFR9V2V3M>

https://www.google.com/search?q=link+for+bird+feeder+activity+for+kids&oq=&gs_lcrp=EgZjaHJvbWUqCQgCEEUYOxjCAzIJCAAQRRg7GMIDMgkIARBFGDsYwgMyCQgCEEUYOxjCAzIJCAMQRRg7GMIDMgkIBBBFGDsYwgMyCQgFEEUYO

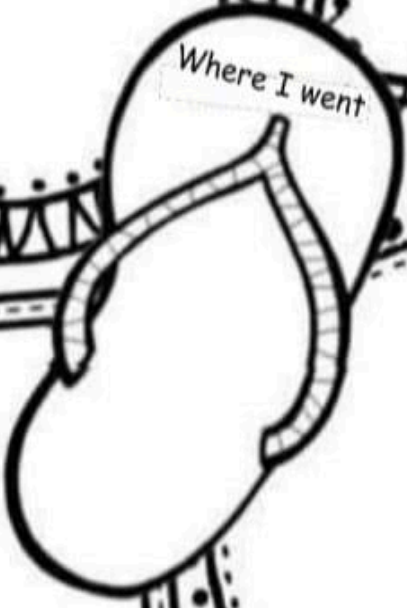
All About **MY** Summer!



I loved this summer because.....



This summer I made....



Where I went

My favourite summer treat.....



My favourite summer hobby.....



Name: _____

Date: _____

Complete the sentences with words from the box

moon | fish | book | apple | cat

1. I see the _____ in the sky.




2. I eat an _____ every day.




3. The _____ is swimming in the water.



4. This _____ is very interesting.




5. The _____ is sleeping on the sofa.



Let's read and color

1. The sand is yellow.
2. The water is blue.
3. I saw a sand castle. It's yellow.
4. The boats are brown and black.
5. The beach umbrella is purple and pink.
6. The beach chairs are green and orange.





Describe the Trip



Look at the picture. Fill in the table. Then write sentences or a short paragraph about the trip.



Destination	Transport	Weather	Food	Activities

Write sentences:



- We went to _____.
- We traveled by _____.
- The weather was _____.
- We ate _____.
- We did _____.
- I liked the trip because _____.

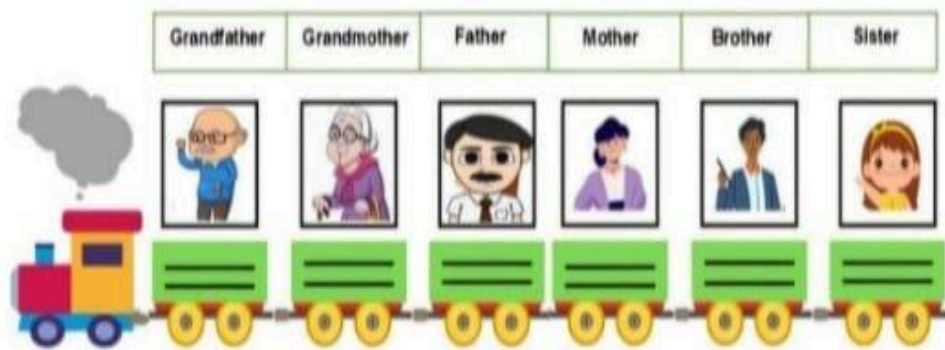
Write a short paragraph:



EVS

ACTIVITY: FAMILY TRAIN

- Make a family train using a coloured A-4 sheet. Paste the picture of your family members in each coach as shown in the picture below and write two words that describe them. Then label it as 'Small Family/ Big Family'.



- Write any two things that you did to help your family during the summer vacations.

a) _____

b) _____

Body Parts Crossword

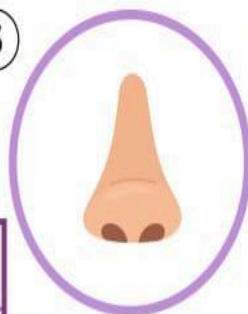
1



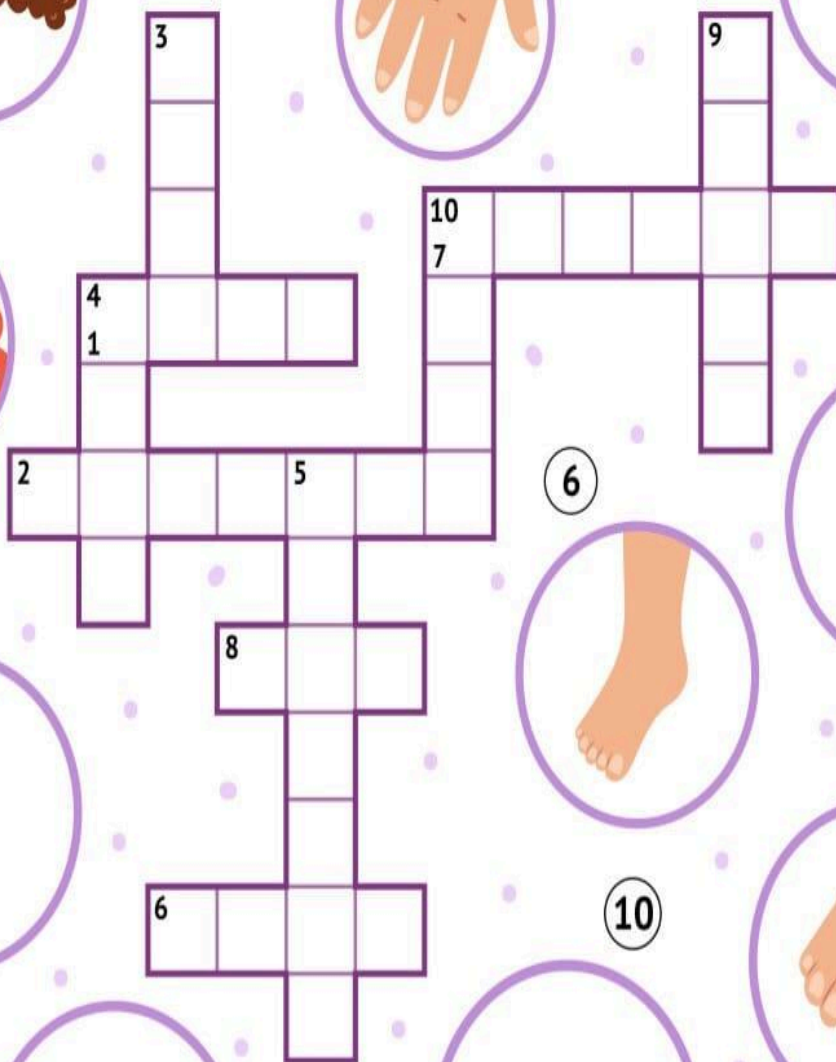
2




3



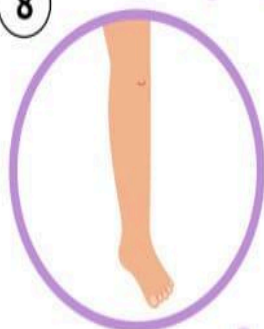
4



5



8




6




7



9



10



1. Hair 2. Fingers 3. Nose
4. Head 5. Eyebrow
6. Foot 7. Toes 8. Leg
9. Mouth 10. Tongue

Name: _____

Subject: **Maths**

Date: _____

Missing Numbers

Directions: Write the missing numbers on the 100 chart.

1		4			8		
	12			16			20
21			25		27		29
		33	35	36		38	
	42		44		47		50
51			55			58	
	62			66			70
		73			77		
81			84				88
	92			95			100

**Subtraction Sums**

Directions: Subtract the numbers and find the sum.

$10 - 3 = \underline{\quad}$

$7 - 2 = \underline{\quad}$

$9 - 1 = \underline{\quad}$

$3 - 1 = \underline{\quad}$

$8 - 2 = \underline{\quad}$

$8 - 2 = \underline{\quad}$

$7 - 4 = \underline{\quad}$

$0 - 0 = \underline{\quad}$

$6 - 5 = \underline{\quad}$

$6 - 6 = \underline{\quad}$

$7 - 0 = \underline{\quad}$

$7 - 2 = \underline{\quad}$

$10 - 8 = \underline{\quad}$

$5 - 3 = \underline{\quad}$

$6 - 4 = \underline{\quad}$

**Addition Sums**

Directions: Add the numbers and find the sum.

$10 + 3 = \underline{\quad}$

$7 + 2 = \underline{\quad}$

$9 + 1 = \underline{\quad}$

$3 + 1 = \underline{\quad}$

$8 + 2 = \underline{\quad}$

$8 + 2 = \underline{\quad}$

$7 + 4 = \underline{\quad}$

$0 + 0 = \underline{\quad}$

$6 + 5 = \underline{\quad}$

$6 + 6 = \underline{\quad}$

$7 + 0 = \underline{\quad}$

$7 + 2 = \underline{\quad}$

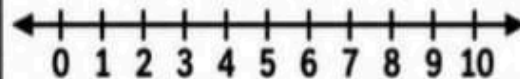
$10 + 8 = \underline{\quad}$

$5 + 3 = \underline{\quad}$

$6 + 4 = \underline{\quad}$

**Subtraction Sums**

Directions: Use the number line to solve the sums.



$3 - 2 = \underline{\quad}$

$4 - 1 = \underline{\quad}$

$7 - 2 = \underline{\quad}$

$5 - 0 = \underline{\quad}$

$6 - 6 = \underline{\quad}$

$6 - 2 = \underline{\quad}$



$9 - 2 = \underline{\quad}$

$5 - 1 = \underline{\quad}$

$8 - 2 = \underline{\quad}$

$10 - 0 = \underline{\quad}$

$8 - 6 = \underline{\quad}$

$4 - 2 = \underline{\quad}$

Number Words

(1-20)

1. Write the numbers in words.

3

5

18

13

12

8

7

11

15

4

2. Write the word names as numbers.

one

six

ten

two

fourteen

twenty

nine

sixteen

seventeen

nineteen

Arranging numbers.

Arrange the following numbers in ascending order.

1. 17, 75, 19, 28 _____

2. 40, 54, 24, 83 _____

3. 84, 66, 92, 100 _____

4. 48, 87, 12, 21 _____

5. 81, 55, 90, 27 _____

6. 73, 51, 91, 09 _____

Arrange the following numbers in descending order.

1. 63, 85, 17, 99 _____

2. 30, 34, 82, 53 _____

3. 14, 43, 22, 75 _____

4. 53, 97, 62, 98 _____

5. 69, 48, 91, 72 _____

6. 27, 63, 81, 40 _____

Holiday Project Challenge

Hey everyone! ✨

Holidays are here, and it's the perfect time to let your creativity run wild. Your holiday project isn't just homework — it's your

chance to explore, invent, and show us how you see the world.

Your mission: Make it original, make it yours

1. Turn a math concept into a fun.

2. ***Use what's around you***

You don't need fancy supplies. Cardboard, old magazines, leaves from the yard.

3. **Document the messy middle***

Take 2-3 photos or clips while you're creating. We want to see your process, mistakes and all. Creativity lives in the drafts.

5. **Keep it simple, go deep***

One strong idea done well beats five half-finished ones. Ask yourself: "What's the one thing I want people to remember about my project?"

*

***Help*: Stuck?** "How could I make ___ more creative?" I'll help you brainstorm.

Just follows the links given but appreciation will be only your creativity and imagination.

The goal isn't perfect. The goal is yours. I can't wait to see what you dream up.

Have fun and make something only you could make.

Resources and link for maths

1. Topic- Tables Roll no. 1 to 15

<https://share.google/JbHIJmNq8W0Fea4Xs>

2. Topic - Ascending order Roll no. 16 to 30

https://www.google.com/imgres?imgurl=https%3A%2F%2Ffi.ytimg.com%2Fvi%2F-94cWHcNQIA%2Fmaxresdefault.jpg&tbnid=iBAgeu60WCMf_M&vet=1&imgrefurl=https%3A

<https://www.youtube.com/watch?v=3D-94cWHcNQIA&docid=lxzGMDu-2HYH5M&w=1280&h=720&hl=en-IN&source=sh%2Fx%2Fim%2Fm1%2F4&kgs=12e18751832aaed8&shem=rimsouwouoe>

3. Topic - Before /After Roll no- 30 onwards

<https://youtu.be/KaeYx-1zqVw?si=BwY7QpOZjH7WipLY>

आ की मात्रा

चित्र देखकर वाक्य पूरे करो -



सलमा _____ खा।



नगमा _____ पहन।



बरखा _____ पकड़।



रचना _____ मत बजा।



_____ मत जला।



_____ साफ कर।

आ (i) की मात्रा वाले शब्द को सही चित्र से मिलायें



कार




आठ



आम



हाथ



अनार



बादल



गाजर



जहाज



टमाटर



जानवर

चित्र वर्णन(Picture Description)



चित्र देख कर नीचे दिए गए वाक्य पूर्ण करे।

(छः सात हिरण बंदर हाथी - बाघ)

१. ऊपर दिए गए चित्र में कुल _____ पक्षी है।
२. चित्र में कुल _____ जानवर है।
३. चित्र में तीन _____ दौड़ रहे हैं।
४. पेड़ पर कौन से जानवर लटक रहे हैं _____।
५. चित्र में एक _____ और एक _____ हैं।

परियोजना कार्य - हिंदी

१. विषय - भाषा

अनुक्रमांक - १ से १५ <https://share.google/dAZmUoywRsOare3fo>

२. विषय - स्वर और मात्रा

अनुक्रमांक - १६ से ३० <https://youtu.be/OKBR0yYpNnc?si=JVYu9VgCsYU2wtU2>

३. विषय - दिन और महीने

अनुक्रमांक - ३० और उसके आगे. <https://pin.it/1j8rTG7xO>

Computer

Q. Draw a picture of a Monitor or CPU and color them beautifully in paint.



Collect dried leaves and arrange them in the shape of any two different animals (two separate A4 sized sheets).



- * Put this mixture in a baking tray and let it sit.
- * Deep freeze it for 20 to 25 minutes and then transfer it to the refrigerator for about one hour or so.
- * Cut it into pieces, sprinkle some powdered sugar and serve cold.


TAKE PICTURES WITH YOUR FATHER WHILE DOING THE ACTIVITY.



YOGA DAY

Yoga Day is the perfect opportunity to have fun while getting healthy. Let's explore some exciting ways you can enjoy yoga and become strong, flexible, and creative! So, on Yoga Day, let's celebrate by moving, stretching, and breathing together. Enjoy expressing yourself through yoga! Try out some playful animal poses like Kite, Water fall, Rag Doll, Wind Mill , Cobra and Chair to add an extra layer of fun to your practice.

YOGA POSES



Click the 📷 and prepare a collage on A3 size sheet.



**Here's to a summer
vacation that's a time for
making memories, trying
new things, and embracing
new experiences that
enrich your life.**

