

DEEPIKA PUBLIC SCHOOL

☆ 2026-27 ☆

Holiday Homework

----- CLASS 2nd -----





Let's have fun, our holidays have begun



"Month of May has brought long, hot days,



And now we have our summer holidays.

Summer holidays mean no to school,

Waking up late with no set rules.



Little homework, easy to be done, Lesser
studies and lots of fun.



Playing and talking and watching cartoons,


Fun continues till the end of June.



Beautiful time comes once in a year,



Summer holidays are best days ever."





Dear Parents,

Welcome to the exciting world of Class 2 holiday homework! As we embark on this journey of fun-filled activities, our aim is to keep our little ones engaged while fostering a strong connection with the learnings they've acquired in class. We've carefully crafted a series of tasks designed to spark their curiosity and ignite their imagination.

Encourage your children to put on their thinking caps and embark on this adventure of discovery and creativity. Through these activities, they'll have the opportunity to learn, explore, and express themselves in new and exciting ways.

So, parents, let's join hands in nurturing their curiosity and giving wings to their creative expression. Together, let's make this holiday homework a memorable and enriching experience for our young learners.

Regards

ACTIVITY WORKSHEET

1. My Family Album

Interview all the family member in your house and ask them about their age, likes and dislikes.



2. Create a Family Album

Create a family album keeping 1 page for each member. Write their introduction in about 1-2 lines and paste their pictures clicked at different occasions.



Don't forget to write your relationship with them. **Be Creative** to decorate the cover page of the album.

3. My Activity Schedule

Record the time for each activity you do during the day (morning 6.00am to evening 7.00pm) for one week. For example, what time you wake up, take a bath, have breakfast, watch TV etc. You can create a table like the following for the week.

	Monday	Tuesday	Wednesday	Thursday	Friday	Saturday	Sunday
6:00am							
7:00am							
8:00am							
.							
.							
8:00pm							
9:00pm							
10:00pm							





After 1 week look at the table and answer the following questions on a ruled sheet.

- Q1. Have you done the same activities every day?
- Q2. Did you do the activities at the same time every day?
- Q3. Which of the activities were different on each day? Mention those.
- Q4. Which activity you enjoyed doing the month and why?

	Monday	Tuesday	Wednesday	Thursday	Friday	Saturday	Sunday
6.00am							
7.00am							
8.00am							
-							
-							
-							
8.00pm							
9.00pm							
10.00pm							

3. Read and think

Read a storybook that you like. Once you finish reading, make a small booklet and answer the following questions. One question on one page of the booklet.

- a. Who is the author of the story?
- b. Write the title of the story?
- c. Write the characters of the story?
- d. What is the main idea of the story?
- e. What did you like the best about this story?
- f. Imagine a different ending for this story and write in your own words?

4. Dates to Remember

Prepare an important dates chart for your family members (similar as the birthday chart made in the class). You can include the birthdays, anniversaries or any other important event dates to display in the chart.


You can use different shapes to indicate different events.

5. My school Vs Your School

Ask your parents and grandparents, what their school was like? Make three columns on a colourful A4 size sheet, one column each for yourself, parents and grandparents. Write the points which you find different about your school and your parents and grandparents.

Picture Composition

Look at the picture given below and write few lines about it



(4) Read these sentences and write S for statement or Q for questions in the blanks.

- a. How old are you _____
- b. My sister writes with a red pen _____
- c. Who is singing _____
- d. The baby is crying loudly _____

(5) Rearrange the following words to make meaningful sentences.

- a. are They rope jumping

- b. see I read a cap

- c. is Who on the sleeping bed

- d. you sport like do

(6) Arrange these words in alphabetical order.

- a. green yellow red black pink

- b. foot knee toe hip chin

- c. tip top turn tap tear



Dear students lots of waste is generated at home daily such as glass jar toilet paper rolls, cardboard boxes and plastic bottles. Make two bird feeders using these materials one for water and other for grains. Put grains/ food and water for birds. refill them daily to save birds from the scorching heat of summer. You can also keep a bowl of water for street animals. By using the waste material you also save the environment. Click pictures of the same, paste them on A4 sized sheet and write a slogan on save environment.

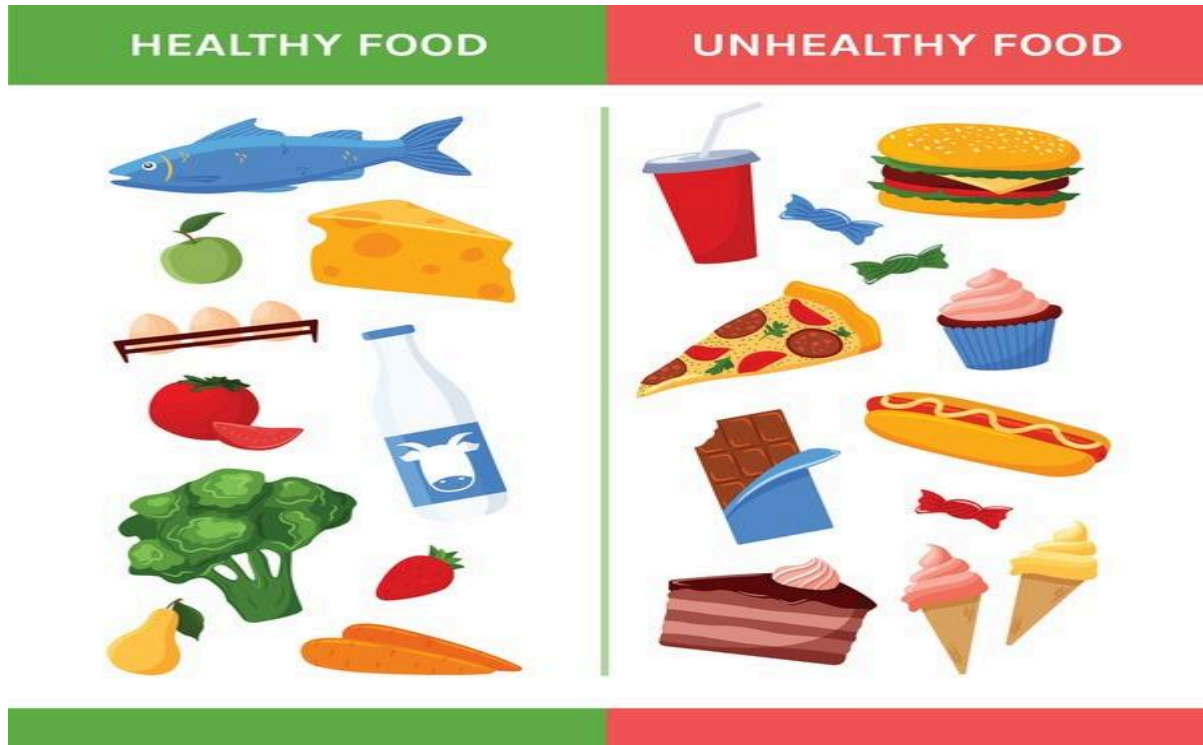
Water is essential for all living beings. It is a precious natural resource and should be used judiciously.



ACTIVITY RELATED TO ACADEMICS

ACTIVITY-1

Paste pictures of healthy and unhealthy food on a chart paper creatively. An example has been given below for your reference.



ACTIVITY-2

Texture and Fabric Scrapbook

A sensory project to help children identify different clothing materials worn during celebrations.

Materials: Chart paper , fabric samples (silk, cotton, wool, velvet), and markers.

Action: Collect small leftovers of various fabrics from home.

Task: Divide the chart into three seasons and paste fabric accordingly. Write the name of the fabric and how it feels(texture).

Activity -3

Make your own balanced diet chart.

Plan your menu for breakfast, lunch, and dinner for one week in your scrapbook.

For the reference:

DAYS	BREAKFAST	LUNCH	DINNERS
DAY-1			
DAY-2			
DAY-3			
DAY-4			
DAY-5			
DAY-6			
DAY-7			

LEARNING PART

A. Write the answers for the given questions from the text book.

1. What helps us to grow?

Ans. _____

2. How does the heart help us?

Ans. _____

3. What is a balance diet?

Ans. _____

Body Parts

- | | | | | |
|--------|--------|-----------|-------------|-----------|
| 1.head | 5. eye | 9.arm | 12.neck | 15.finger |
| 2.toes | 6.hand | 10.tongue | 13.leg | 16.teeth |
| 3.hair | 7.ear | 11.mouth | 14.shoulder | 17.nose |
| 4.knee | 8.foot | | | |

M	E	R	E	N	E	U	O	M	R	N	S	U	D
E	T	O	H	N	Y	E	H	A	T	A	T	T	G
O	R	E	E	E	Y	E	E	T	I	E	U	E	T
E	I	M	I	E	H	H	N	T	O	T	O	T	U
T	A	E	A	E	N	N	A	O	M	O	U	T	H
E	H	H	A	O	T	K	M	N	E	E	E	O	H
E	A	U	U	T	O	E	S	G	U	S	O	R	A
T	R	K	T	A	E	I	O	U	K	O	K	E	N
H	F	C	G	E	A	A	T	E	U	N	T	G	D
G	O	E	R	S	H	O	U	L	D	E	R	N	A
G	O	N	H	K	U	Y	A	D	A	E	H	I	R
E	T	N	O	R	R	E	D	H	U	N	H	F	M
S	T	T	O	R	L	E	G	H	R	U	O	E	E
N	T	H	H	Y	O	O	C	E	G	I	S	O	R

ALL ABOUT ME!

My name is...
I am _____ years old.

I was born on...
I live in...

My favorite color is...

My favorite number is...

My favorite food is...

When I grow up, I want to be a...

My favorite animal is...

I like to...



4. दिए गए शब्द पथ को पूरा करें
(जैसे: फल 🍌 -> लड्डू 🍪 -> डमरू 🥁 -> रस्सी 🧶)



नाम :

कक्षा :

बंदर और टोपीवाला

नीचे दिए गयी कहानियों को ध्यान से पढ़ कर उत्तर लिखिए ।

एक दिन एक टोपीवाला जंगल से गुजर रहा था। थककर वह एक पेड़ के नीचे सो गया। पास के बंदरों ने उसकी टोपी उठा ली। जब टोपीवाले ने देखा, तो उसने अपनी टोपी उतारकर उछाली। बंदरों ने भी वैसा ही किया। और टोपीवाले ने अपनी टोपियाँ वापस ले लीं।



प्रश्न

1. टोपीवाला कहाँ सो गया?

उत्तर: _____

2. बंदरों ने क्या किया?

उत्तर: _____

3. टोपीवाले ने अपनी टोपियाँ कैसे वापस लीं?

उत्तर: _____

4. इस कहानी से क्या सीख मिलती है?

उत्तर: _____

वाक्यों के शब्द आपस में मिल गए हैं। उन्हें सही क्रम में लगाकर वाक्य बनाओ।

सरकस जोकर में हँसाता है। सबको

रुनझुन टुन्नू और माँ को की था। बुखार

पड़ोसी अच्छे मदद हैं। करते दूसरों की

माँ है। हमारी बहुत बीमार

मेरठ राजन में था। रहता

नानाजी गया। राजन के साथ बगीचे में

बाजार गई मैं कल थी।

है। बहुत रही बारिश बाहर हो



अपठित गद्यांश को पढ़कर दिए गए प्रश्नों के उत्तर दीजिए।

एक छोटे से गाँव में दो दोस्त रहते थे। उनका नाम राम और श्याम था। दोनों हमेशा एक-दूसरे की मदद करते थे। एक दिन गाँव में एक मेला लगा। राम और श्याम भी मेले में जाने के लिए तैयार हो गए। रास्ते में श्याम के पैर में एक काँटा चुभ गया और वह दर्द से परेशान हो गया। राम तुरंत श्याम की मदद करने के लिए रुका। उसने श्याम को सहारा दिया और काँटे को निकाला। श्याम ने राम को धन्यवाद दिया। सच्चे दोस्त वही होते हैं जो मुश्किल समय में एक-दूसरे का साथ देते हैं।

I. दोनों दोस्तों का नाम क्या था ?

क. राम और मोहन ख. राम और श्याम ग. राम और रहीम

II. श्याम के पैर में क्या चुभ गया था ?

क. काँटा ख. कील ग. काँच

III. राम और श्याम कहाँ जाने के लिए तैयार हुए ?

IV. राम ने श्याम की मदद कैसे की ?

V. सच्चे दोस्त कौन होते हैं ?

प्रश्न. 2 नीचे दिए गए चित्र को देखकर पांच पंक्तियाँ लिखिए:-



प्रश्न.3 मेरा विद्यालय विषय पर पांच पंक्तियाँ लिखिए:-

Q1. Given below are the numbers from 21 to 31.

21, 22, 23, 24, 25, 26, 27, 28, 29, 30, 31

Q2. Encircle every fifth number starting from 21.

Q3. Which number is the 7th in the sequence starting from 21? Write the number in numerals.

Q4. Write the numbers in numerals:

i. Twenty nine:

ii. 7 hundreds 2 tens and three:

Q5. How many digits are there in the following numbers? Write complete word:

i. 10 : _____

ii. 1000: _____

iii. 999 : _____

Q6. Find the number obtained by adding one (1) to each of the following.

i. 99

ii. 1000

iii. 101

Q7. Write the expanded form of the following.

i. 579 _____

ii. 974 _____

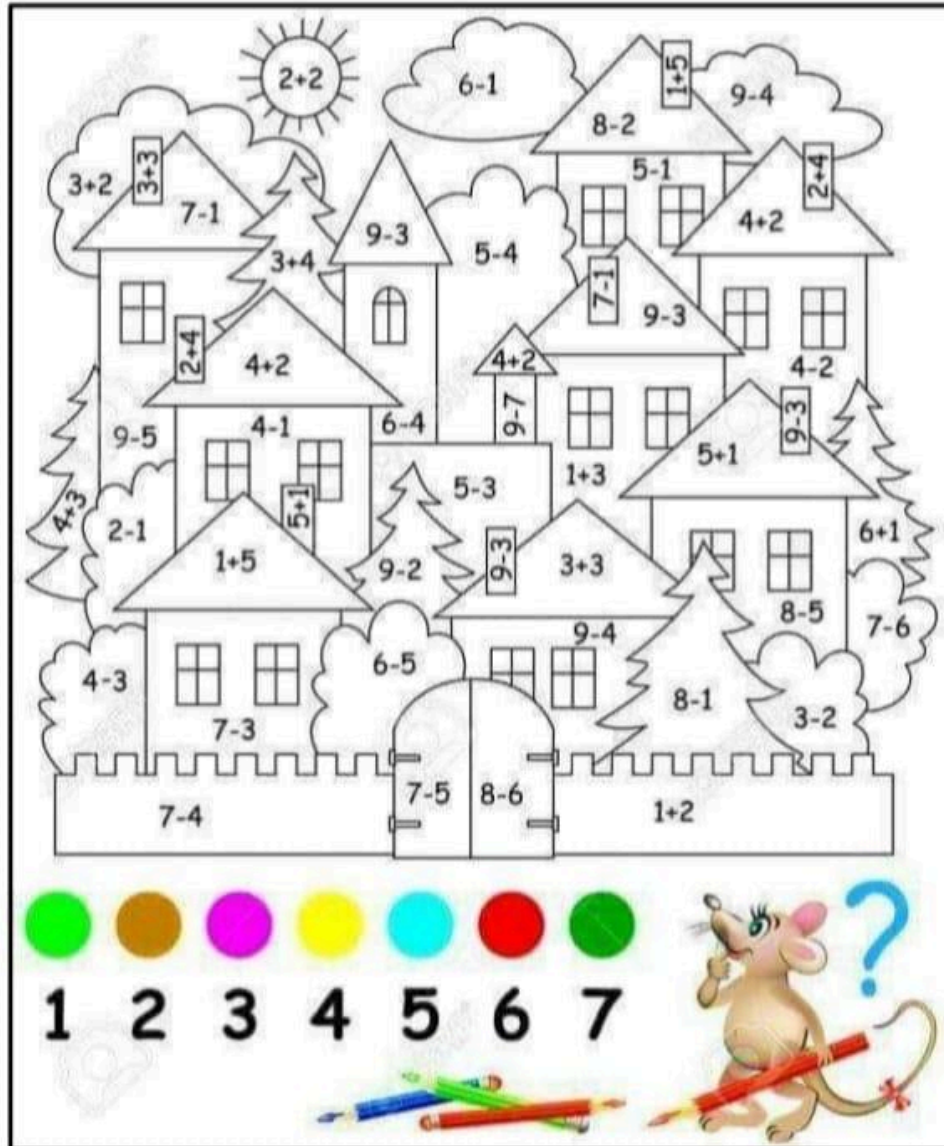
Q8. Put the appropriate sign > or < in between the two given numbers:

i. 789 987

ii. 999 99

Do Model Test Paper - 1 on page no.178 from Q1 to Q13 in maths book.

Do Olympiad on page no. 174 from Q1 to Q6 in maths book.



Computer

Q. Draw the sun, few fluffy clouds using the cloud shape , mountains and colourful rainbow in paint.



ARTS & CRAFTS!

Collect dried leaves and arrange them in the shape of any two different animals (two separate A4 sized sheets).



- * Put this mixture in a baking tray and let it sit.
- * Deep freeze it for 20 to 25 minutes and then transfer it to the refrigerator for about one hour or so.
- * Cut it into pieces, sprinkle some powdered sugar and serve cold.

TAKE PICTURES WITH YOUR FATHER WHILE DOING THE ACTIVITY.





YOGA DAY

Yoga Day is the perfect opportunity to have fun while getting healthy. Let's explore some exciting ways you can enjoy yoga and become strong, flexible, and creative!

So, on Yoga Day, let's celebrate by moving, stretching, and breathing together. Enjoy expressing yourself through yoga! Try out some playful animal poses like Kite, Water fall, Rag Doll, Wind Mill, Cobra and Chair to add an extra layer of fun to your practice.

YOGA POSES




Click the  and prepare a collage on A3 size sheet.

PROJECT WORK

Create a Piggy Bank and a Land transport model using best out of waste materials. This can be a fun and eco-friendly project. Here are some ideas and resources for inspiration.



CAR



RACING CAR



PIGGY BANK



**Here's to a summer
vacation that's a time for
making memories, trying
new things, and embracing
new experiences that
enrich your life.**