


DEEPIKA PUBLIC SCHOOL

2026-27

Holiday Homework

— CLASS 7TH —



🌟 “Learning Never Stops – Even in Summer!” “Mix Fun with Knowledge this Vacation!” 🌟

YOUR SUPER STUDENT MISSION

- 1. ✍️ Write like a Star! Keep your handwriting neat and clean.**
- 2. Be Your Own Hero! Do homework yourself. Mom & Dad can guide, but YOU do the magic.**
- 5. Get Creative! Decorate your work, but remember – learning > decoration.**
- 6. Become a Book Buddy! Read one awesome storybook and share your review.**
- 7. Follow Teacher’s Magic Formula!
Do holiday homework for each subject exactly as per teacher’s instructions.**
- 8. ➡ Waste is Your Best Friend!
Use as much waste material as possible for all project work. Old boxes, bottles, newspapers – give them a new life!**

**“Turn Trash into Treasure this Summer!” “Show Your Creativity, Save the Planet!”
Happy Holidays!**

ENGLISH


Name: _____ Date: _____

DIRECTIONS:
Find the opposite of each word and write it in the crossword grid.

Antonyms

Word Bank

AFTER, AWAKE,
BETTER, BOY, CLOSE,
COLD, EAST, END,
EVEN, FALSE, FAT,
FLOAT, GENTLE,
HAPPY, HARD,
HUNGRY, ADD,
IN, LAST, LAUGH,
LEARN, LESS, LIE,
LONG, NORTH, ON,
OVER, PLAY, POLITE,
PRESENT, RIGHT, RISE,
SAME, SOUR, STAY,
STOP, TEACHER, TIDY,
TOP, TRUE, UGLY,
WELL, WET, WILD,
WIN, YOUNG



Across

- 1. Sick
- 4. Asleep
- 5. True
- 8. Bottom
- 10. Leave
- 11. Teach
- 12. Worse
- 14. More
- 16. Old
- 19. Off
- 20. Skinny
- 23. Under
- 26. Messy

Down


- 1. Lose
- 2. First
- 3. Open
- 4. Before
- 27. Absent
- 30. Full
- 34. Soft
- 35. Cry
- 36. Rude
- 37. Sink
- 39. Dry
- 40. Subtract

Across

- 6. West
- 7. Short
- 9. Work
- 10. Different
- 12. Girl
- 13. False
- 15. Sweet
- 17. Rough
- 18. Hot
- 20. Sink
- 21. South
- 22. Sad
- 24. Odd
- 25. Truth

Down

- 26. Student
- 28. Go
- 29. Begin
- 31. Beautiful
- 32. Wrong
- 33. Tame
- 38. Out



Book Work

Grammar:

Page number 191 to 197

Project Work

Roll no. 1 to 9

Topic : Pronoun

Roll no.10 to 18

Topic: Adjective

Roll no. 19 to 27

Topic: Noun

Roll no. 27 to 36

Topic: Adverb

Roll no. 37 to 45

Topic: Articles

हिन्दी

1. **30** पेज श्रुतलेख लिखें।
2. कारक की परिभाषा तथा उसके भेद बताते हुए चार्ट तैयार करो। (अनुक्रमांक -1 से **22** तक)
3. भारत के प्रधानमंत्री श्री नरेंद्र मोदी जी के बारे में लिखते हुए चित्र सहित चार्ट बनाइए। (अनुक्रमांक – 23 से **44** तक)
4. **10** सुविचार कॉपी में लिखो तथा याद करो।
5. हिंदी व्याकरण पुस्तक पेज नं.- **177** और **178** पुस्तक में करो।
6. पाठ -3 के शब्दार्थ, प्रश्न/ उत्तर और अभ्यास कार्य याद करो।

MATHS

(Do Q1,2 3 and 4 in separate notebook given below)

1. Learn and write table from 2 to 20
2. Do review self-check exercise of ch-1,2
3. Search and write the area of India in km, in standard form and also arrange in place a value chart.

4. Search and write the area of union territories of India in ascending order.
5. Write the difference between the Indian number system and international number system with an example on the A4 size sheet.
6. Go to your nearest shop and try to ask about gm, kg, ml, L, measurement equipment and write about it on an A4 size sheet.

SCIENCE

1. Revise chapter- 4,5 and 10
2. Complete the worksheets of chapter – 4,5 and 10 given at the backside of the book.
3. **Activity-Based Work (Perform under adult supervision if needed.)**
Activity : a) Prepare turmeric paper at home (refer to experiment 2(pg-16) from Chapter 2).
b) Test three household substances (like soap water, lemon juice, vinegar) using turmeric paper and note the results.
c) Make a greeting card with the help of turmeric paper and soap solution.

Model making:

1. Roll no. 1- 10 : 3D model showing photosynthesis in plants
2. Roll no. 11- 20: Model showing layers of atmosphere
3. Roll no. 21- 30: Periscope or Kaleidoscope
4. Roll no. 31- 40: Model showing breathing mechanism(pg -139)
5. Roll no. 41- 45: Model showing digestive system of humans.

SOCIAL STUDIES

1. “Imagine you are starting a new club in your school - it could be a reading club, Sports Club or even a music group. You need to make a mini-constitution for your club. Let's each student design a short constitution for their imaginary club by answering the following:
 - a. What is the purpose of your club?
 - b. Who can be a member?
 - c. How will decisions be made?
 - d. How will you choose the leader?(This work will be done on an A4 size sheets)
2. Prepare an attractive presentation on Sustainable Development Goals (SDGs) in your fair Notebook.
3. **Model work (Try to show your creativity with the best use of waste materials to prepare your Model work)**
 - a. Make an attractive wall hanging to show the Structure of Atmosphere.(Roll.no. 1 to 9)

- b. Make a working Model on Democracy. (Roll.no. 10 to 18)
- c. Make a 3d Model of India located all states with capitals (Roll.no. 19 to 27)
- d. Design a poster or model showing how traditional houses in hilly areas are designed to suit the local climate and environment. (Roll.no. 28 to 36)
- e. Make clay punch-marked coins, paint them in metallic colors (Silver, Copper, Gold) and arrange them with labels in a shadow box frame. (Roll.no. 37 to 45)

SANSKRIT

1. Nameplate in Sanskrit-

Design a door/wall nameplate for your room with your Name and "स्वागतम्" written in Sanskrit. Use clay, cardboard, or foam.

2. Shloka Card Set/ Wall Hanging-

Write 5 easy Sanskrit shlokas with meaning and illustration on colorful A6 cards. Decorate and tie with ribbon.

COMPUTER

- Create a form with details of students in MS. Excel.1 (using Data validation, Adding /Deleting Records, Searching Records, Sorting Data. Note: Students need to share their Excel Sheet to the Mail Id (ishwarmarana@gmail.com).

G.K.

Make a file and cover all the topics given below:

1. Introduction (Explain what GK is and why it is important)
2. Science & Technology GK (E.g ISRO and NASA)
3. Famous Personalities (Choose personalities from different fields e.g- Sachin Tendulkar)
4. Current Affairs 2026 (Write recent events in short points)
5. Environmental Awareness (This topic can be very creative e.g recycling, global warming. Add save earth posters and green slogans)
6. Brain Challenge Quiz (Add 10-15 GK questions)
7. Conclusion

Things to keep in mind:

- a. Use coloured headings
- b. Underline important words
- c. Add quotations or slogans



Have a great



VaCation!

