


DEEPIKA PUBLIC SCHOOL

2026-27


Holiday Homework

— CLASS 8TH —



“Learning Never Stops – Even in Summer!”
“Mix Fun with Knowledge this Vacation!”

YOUR SUPER STUDENT MISSION

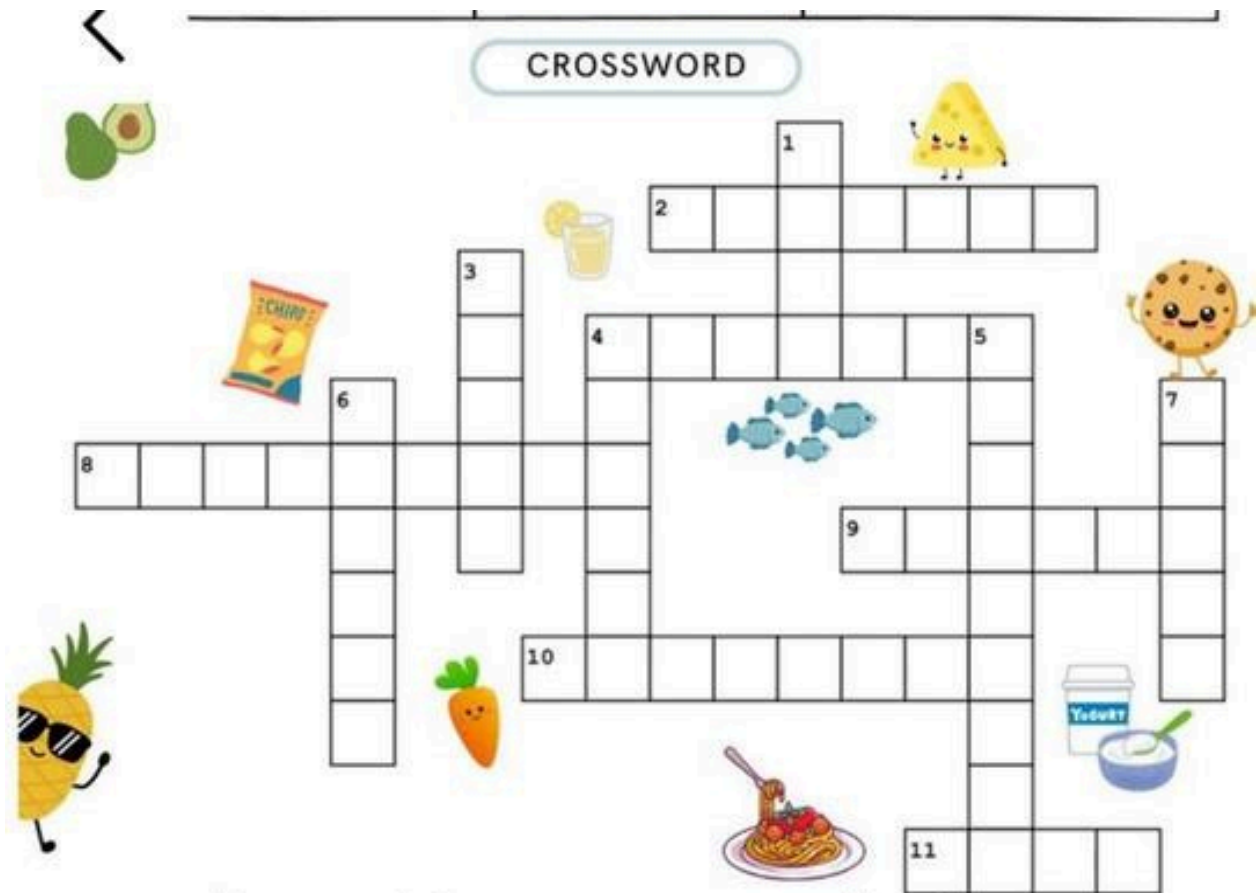
1.  **Write like a Star! Keep your handwriting neat and clean.**
2. **Be Your Own Hero! Do homework yourself. Mom & Dad can guide, but YOU do the magic.**
5. **Get Creative! Decorate your work, but remember – learning > decoration.**
6. **Become a Book Buddy! Read one awesome storybook and share your review.**
7. **Follow Teacher’s Magic Formula!**
Do holiday homework for each subject exactly as per teacher’s instructions.
8. **➡ Waste is Your Best Friend!**
Use as much waste material as possible for all project work. Old boxes, bottles, newspapers – give them a new life!

“Turn Trash into Treasure this Summer!”

“Show Your Creativity, Save the Planet!”

Happy Holidays!

ENGLISH



Horizontal


2. A bird that we eat for lunch, cooked as nuggets
4. A sweet treat baked with chocolate chips
8. This yellow fruit has green spiky leaves on top and is sweet
9. Creamy food made from milk that you can eat with a spoon
10. A refreshing yellow drink made with lemons
11. Animal that lives in water

Vertical

1. A white liquid, it comes from cows and is often drunk with cookies
3. A salty snack, made of potatoes
4. Made from milk, sometimes yellow or white, and used in sandwiches
5. Long, thin pasta that you eat with tomato sauce and meatballs
6. A crunchy, orange vegetable that rabbits eat
7. The drink you need to stay alive. It is found in rivers, lakes, and oceans



Feelings and Emotions



Across

- 7. to be very careful
- 8. do not like something
- 10. doing something wrong
- 14. glad that something is finished
- 15. feel bad about doing something wrong
- 18. being alone
- 20. a strong feeling of annoyance, displeasure, or hostility

Word Bank

- | | | | | | |
|----------|--------|---------|-------|----------|-----------|
| afraid | happy | bored | crazy | cautious | excited |
| grief | greedy | guilt | lazy | lonely | quiet |
| relief | weary | naughty | love | hate | depressed |
| defeated | care | jealous | anger | surprise | disgust |

- 22. strong feelings for someone

- 23. nothing is interesting

- 24. don't like doing work

Down

- 1. to be scared
- 2. a great sadness
- 3. silly in the head
- 4. feeling something is wrong or nasty
- 5. to be very tired

- 6. being unprepared for something

- 9. to lose a contest

- 11. to feel sad and blue

- 12. don't talk a lot

- 13. showing envy of someone or their achievements

- 16. feeling of joy

- 17. to look after

- 19. look forward to something

- 21. want too much of something

Book Work

Grammar

Do page no. 187 to 196

Project Work

Roll no.1 to 10

Topic: Tense

Roll no.11

to 20

Topic :

Pronoun

Roll no.

21 to 30

Topic:

Noun

Roll

no.31 to

40 Topic:

Adjective

हिन्दी

1. 30 पेज सुलेख लिखो ।
2. समास की परिभाषा तथा उसके भेद बताते हुए एक चार्ट तैयार करें। (अनुक्रमांक - 1 से 20 तक)
3. अलंकार की परिभाषा तथा उसके भेद बताते हुए एक चार्ट तैयार करें। (अनुक्रमांक -21 से 40 तक)
4. पाठ- 3 और 4 के शब्दार्थ, प्रश्न/ उत्तर तथा अभ्यास कार्य याद करो।
5. हिंदी व्याकरण पुस्तक पाठ- 35 और 36 का अभ्यास कार्य पुस्तक में करो।
6. 10 सुविचार कॉपी में लिखो तथा याद करो।
7. फसलों से संबंधित त्योहारों की एक सूची बनाइए।

MATHS

(Do Q1,2 3 and 4 in separate notebook given below)

1. Learn and write table from 2 to 25
2. Do review self-check exercise of ch-1,2
3. Write about any 2 Indian mathematicians. Draw and paste their photos on A4 size sheets.
4. Learn and write laws of exponent on A4 size sheet.
5. Make a chart of square and square root and cube and cube root (from 1 to 50)
6. Make the model of pythagoras triplet.

OR

Prepare a model of a fort / temple / monument using 3D shapes like cylinder, cone, cuboid.

SCIENCE

1. Revise chapter- 2,3 and 7
2. Complete the worksheets of chapter -2,3 and 7 given at the backside of the book.
3. Perform an activity of 'Composting'. Take different biodegradable materials and compare their rate of composting.
4. Make animal cells or plant cells on A4 size sheets.
5. **What You Do: (Activity)**
 1. In a glass, put seven tablespoons of non-fat or skim milk—whole milk contains more fat, which can change the experiment results.
 2. Add a tablespoon of white vinegar to the milk; you should see solids

begin to form that are suspended in the liquid. The solids will have a grainy appearance. Allow them to settle toward the bottom of the glass, then drain the liquid off, using a coffee filter or paper towel.

3. Now, pat the solids with a paper towel to absorb any excess liquid. You can use the resulting slimy substance as glue—coat two pieces of paper with it, stick them together, and let it dry. Click pictures of the product obtained. Write your experiment on an A-4 size sheet giving observations and scientific explanation. Also compare the effectiveness of your homemade glue work compared to other glues. Alternatively, you can also make polymer clay using glue and corn starch.

6. Model making:

- a. Roll no. 1- 10 : Model showing parts of flower
- b. Roll no. 11- 20: Model showing different states of matter
- c. Roll no. 21- 30: Working model showing electromagnet
- d. Roll no. 31- 40: Model showing sustainable development.
- e.

SOCIAL STUDIES

1. Write the names of the current council of Ministers of India along with their Portfolios in your fair notebook. Paste their pictures also if possible.(Fair N.B.)

2. Draw a 6 box comic strip showing how British rule affected India economy, society and politics.(Fair N.B.)

3. Model Work (Try to show your creativity with the best use of waste materials to prepare your Model work)

1. Landform of India. ([Roll.no.](#) 1 to 8)

2. Structure of Parliament (Roll.no. 9 to 16)

3. Political Parties Working Model. ([Roll.no.](#) 17 to 24)

4. Make a working model of Resources (For ex. [pg.no.2](#)) ([Roll.no.](#) 25 to 32)

5. Rock Cycle in a Jar- ([Roll.no.](#) 33 to 40)

Take a clear bottle/jar. Use colored sand, small stones, and cotton to show Igneous, Sedimentary, Metamorphic rocks in layers. Label each.

SANSKRIT

1. Nameplate in Sanskrit-

Design a door/wall nameplate for your room with your Name and "स्वागतम्" written in Sanskrit. Use clay, cardboard, or foam.

2. Sanskrit Calendar Page - (A4 Size Sheet)

Design one month's (August) calendar page using Sanskrit names for days: रविवारः, सोमवारः, etc. Mark holidays and add 1 subhashita (Good thought in Sanskrit)

COMPUTER

Create a database in Access. The database should contain sorting data , filtering data, adding a field /deleting a field.

Note: Students need to share their Excel Sheet to the Mail Id (lshwarmarana@gmail.com)

G.K.

Make a file for the following topics:

1. Incredible India (Explain why India is called "Incredible India")
2. Wonders of the World (Write about 7 wonders of the world)
3. Science & Space GK (This section should look interesting and modern e.g Solar system, Artificial intelligence. Add diagram of solar system)
4. Sports GK (Include popular sports of India, famous players, olympics etc.)
5. Current Affairs 2026 (Write recent important events)
6. Fun Facts Corner(e.g Octopus has 3 hearts)
7. Quiz Time (Add 10-15 GK questions)

8. Conclusion

Things to keep in mind:

Use coloured pens for headings

Underline important words

Add a cover page with title and your name)

