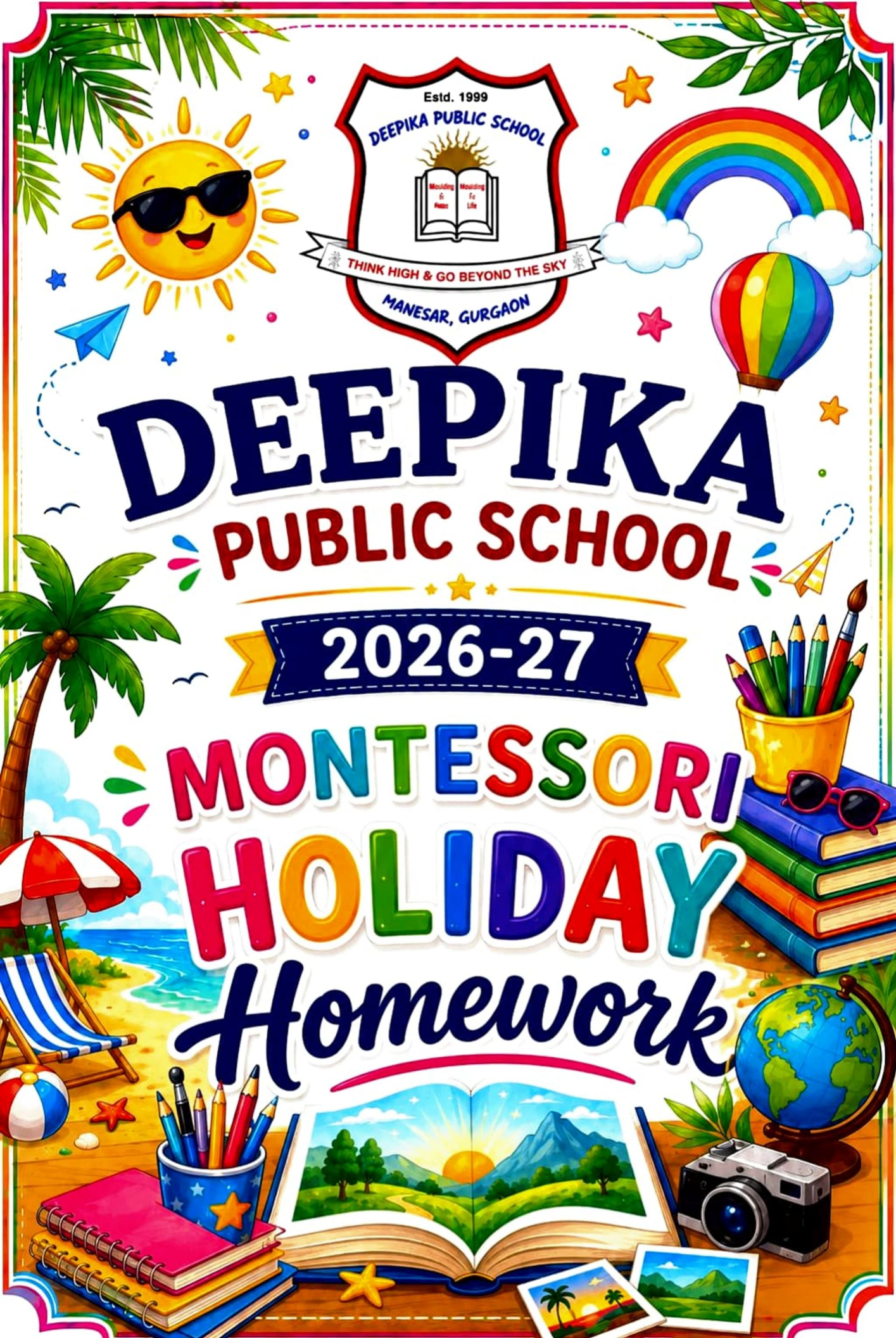




DEEPIKA PUBLIC SCHOOL

2026-27

MONTESSORI HOLIDAY Homework



The cover features a vibrant, colorful design. At the top, a large rainbow arches across the sky, with a smiling sun on the left and a hot air balloon on the right. The title 'NURSERY HOLIDAY HOMEWORK' is written in large, bold, multi-colored letters. Below the title, a pink banner reads 'SUBJECTS'. Five horizontal bars list the subjects: English (blue), Math (green), Hindi (yellow), General Knowledge (purple), and Art and Activities (pink). Each bar is accompanied by a small icon (ABC, 123, 31, globe, palette) and a star. The bottom of the cover shows a boy and girl peeking from behind a dashed line, a boy holding balloons, a girl holding a pencil, a blue pencil holder with a face, an open book, a stack of books with an apple, and a grey elephant holding a pencil. The background is filled with stars, flowers, and a blue sky.

NURSERY HOLIDAY HOMEWORK

SUBJECTS



ENGLISH



MATH



HINDI



GENERAL KNOWLEDGE



ART AND ACTIVITIES



STUDENT NAME:



SUMMER

★ ASSIGNMENT ★



Dear Parent, ♥



The summer break is a great opportunity for children to **relax, enjoy, and explore learning** beyond the classroom. ★



We have prepared a set of **fun, simple, and creative** activities for your child to do during the holidays. ♥



Please encourage your child to complete these tasks with **interest and joy**. ★



Let us make learning **fun** this summer! ♥



Let us make this summer
full of **fun,**
learning, and
happiness! ♥





Helping Nature

Let's help nature every day,
In every little, simple way.

Plant some trees and flowers too,
Keep the water clean and blue.

Feed the birds and care for bees,
Save the animals and the trees.

Pick up litter off the ground,
Let's keep our Earth safe and sound!

Take Care of Children in Summer!



Keep Hydrated



Provide Light Food



Stay Cool Indoors



Dress Properly



Provide Light Food



Avoid Sunlight



TRUE FRIENDS



**Do not cut
me,
cried the
tree.**



**Because i
give you rain
free.**



**In my cool
shade
you rest,**



**Eat my fruits
that are best.**

**Take in my fresh
smell,
Let me live
my life well.**



Circle the correct picture.

A



B



C



D



E



F



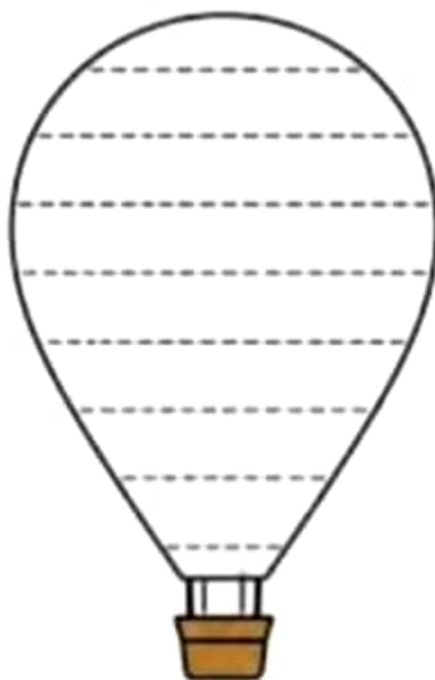
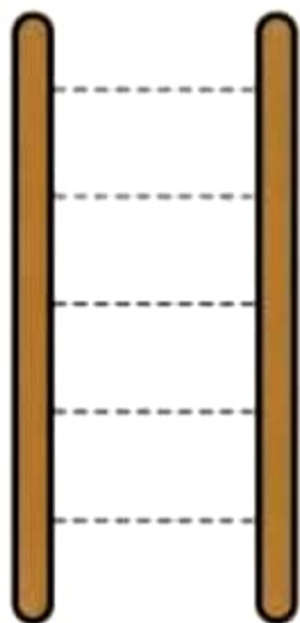




SLEEPING LINE





Trace the Sleeping Lines







Trace over the lines to help the bees reach the flowers.





Tracing Practice II

Directions: Trace the lines in each row.



Color the picture



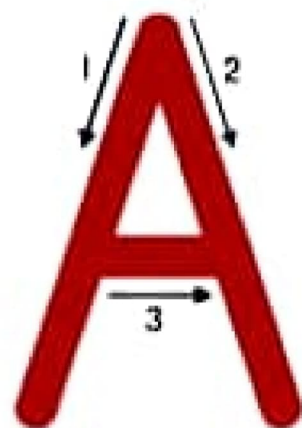
Apple



Ant



Alligator



Trace the letter



0

0

0

0

0

1

1

1

1

1

2

2

2

2

2

3

3

3

3

3

4

4

4

4

4

5

5






5

5

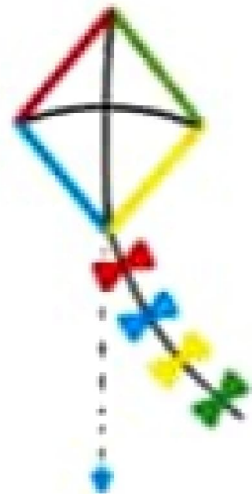
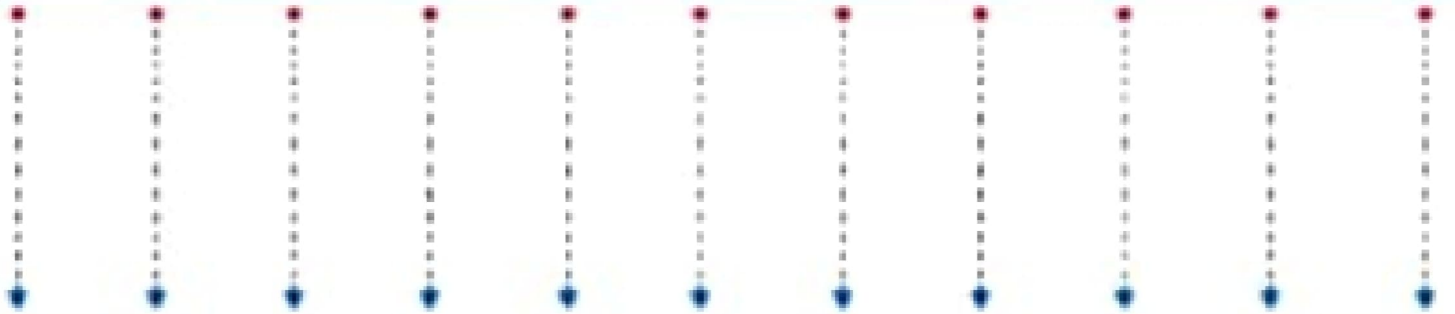
5


Trace Numbers (1-5)



	1	1	1	1	1
	2	2	2	2	2
	3	3	3	3	3
	4	4	4	4	4
	5	5	5	5	5



Trace and colour.






Tracing Practice II

Directions: Trace the lines in each row.



Help Kitty the cat to trace on the dotted lines.



1

One



Handwriting practice lines consisting of four rows. Each row has a solid top line, a dashed middle line, and a solid bottom line. Each row is divided into five equal-width columns by vertical dashed lines.




Handwriting practice lines consisting of two rows. Each row has a solid top line, a dashed middle line, and a solid bottom line. Each row is divided into five equal-width columns by vertical dashed lines.



Standing Line :-



A large rectangular box containing six vertical dashed lines for tracing practice.





Name

Subject

Class

Sec.

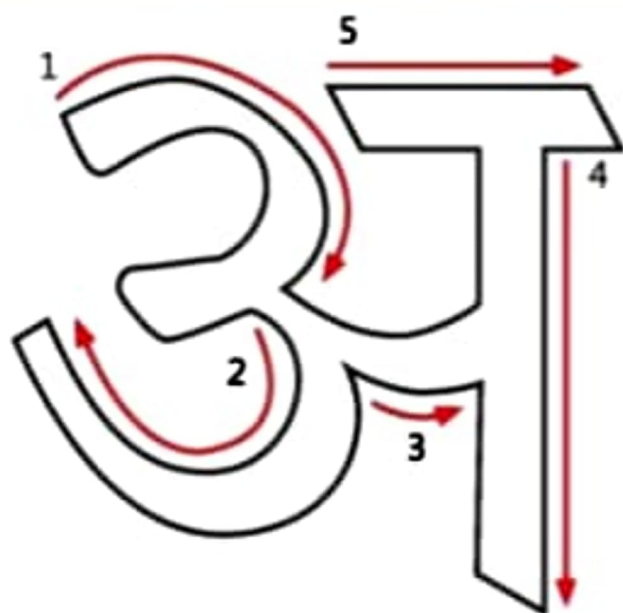
Roll No.

'अ'

Activity Worksheet



रंग धरो-



Name: _____

Date: _____

चित्र में रंग भरिए और स्वर 'अ' लिखिए।

अ



अनार

अ अ अ अ अ

अ अ अ अ अ

दिशा-निर्देश : हिन्दी अक्षरों का अनुरेख करें।

आ

आ

आ

आ

आ

आ

आ

आ

आ

आ

आ

आ

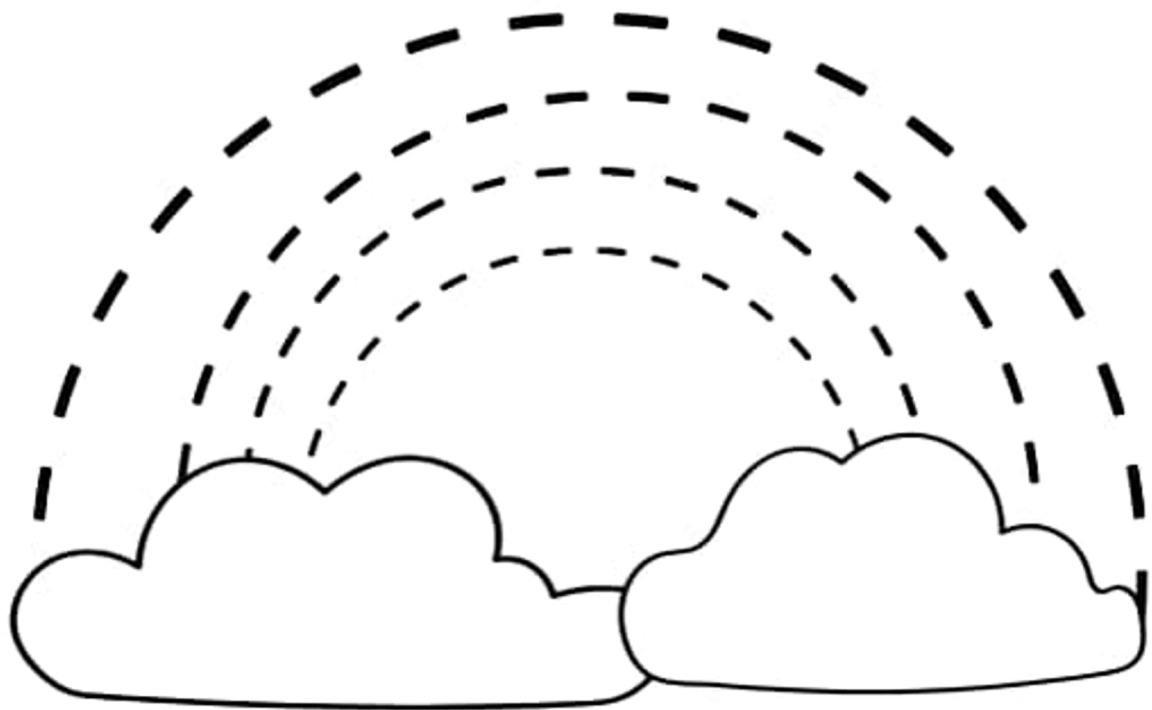
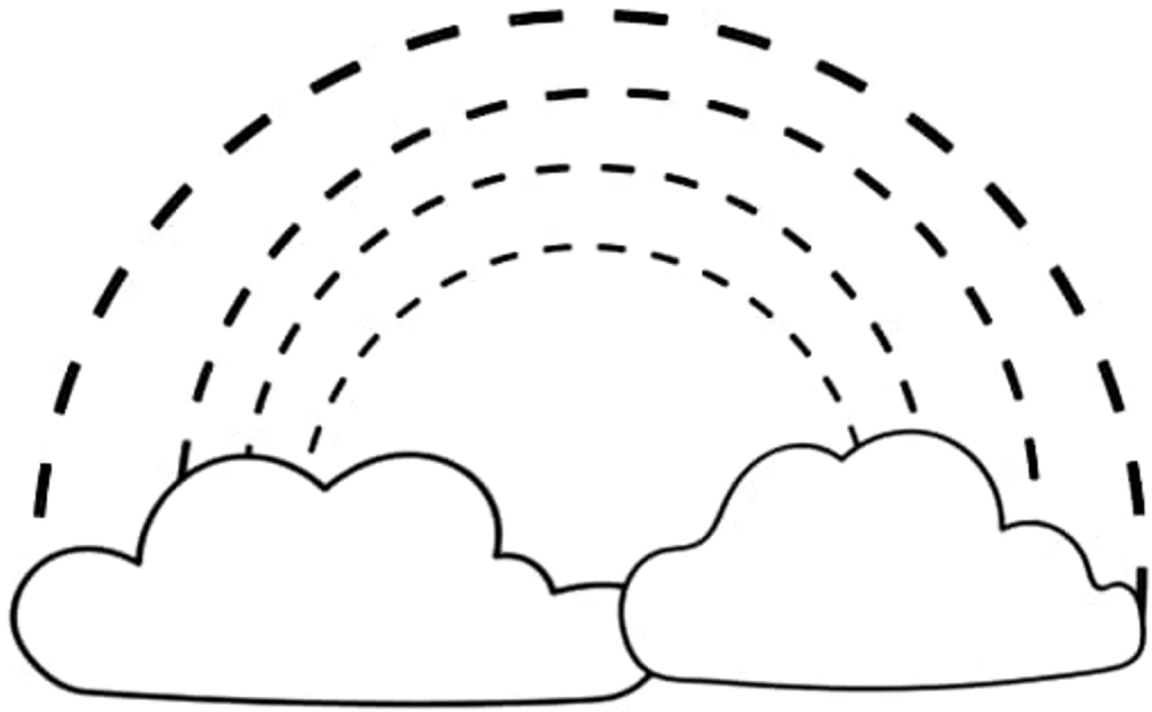
आ

आ

आ

आ

वक्र रेखा पर चलें




सोती हुई रेखा पर चलें



Match the other half



Write **V** for vegetable
and **F** for fruit





happy





sad

Join the dots. Colour the pictures. Write (H) for happy and (S) for sad.



Match the same vegetables.



Fruits

(General Knowledge)

Colour the fruits and say their names.



APPLE



GRAPES




BANANA



MANGO

♥ Look at each figure and draw a line to its shadow! ♥





World
Environment
Day

Rainbow Umbrella

Color each panel with the same color at the bottom to create a rainbow umbrella.



DEEPIKA PUBLIC SCHOOL, MANESAR
SUMMER VACATION ASSIGNMENT
workbook - 1

Page no. 6

Page no. 12

Page no. 17

Page no. 24

Page no. 25

Page no. 65 to Page no. 72

Book 1

Page no. 28 to 32

Note:

Parents are requested to guide their children to complete only the pages mentioned in the holiday homework. Please avoid using extra pages unnecessarily

Ask your child to discover something new this vacation a word, a craft, a plant, a recipe, or a helpful habit because every small learning makes a big difference.

HAPPY
SUMMER

Holiday

