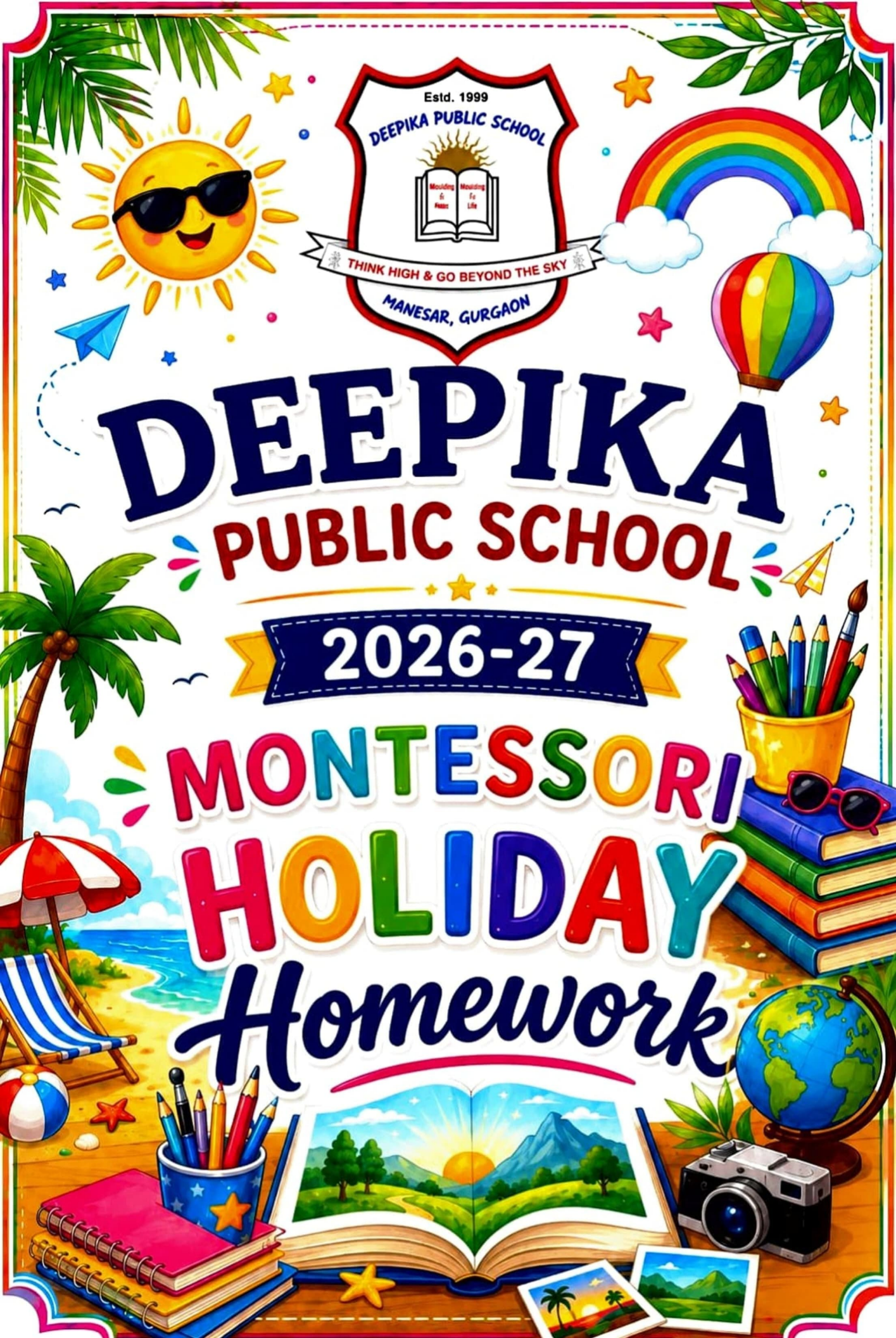




# DEEPIKA PUBLIC SCHOOL

2026-27

# MONTENESSORI HOLIDAY Homework



# MONT 2 HOLIDAY HOMEWORK

## SUBJECTS



ENGLISH



MATH



HINDI



GENERAL KNOWLEDGE



ART AND ACTIVITIES



★ STUDENT NAME: \_\_\_\_\_



# SUMMER

## ★ ASSIGNMENT ★

Dear Parent, ♥



The summer break is a great opportunity for children to relax, enjoy, and explore learning beyond the classroom. ★



We have prepared a set of fun, simple, and creative activities for your child to do during the holidays. ♥



Please encourage your child to complete these tasks with interest and joy. ★



Let us make learning fun this summer! ♥

Let us make this summer full of fun, learning, and happiness! ♥





# Helping Nature

Let's help nature every day,  
In every little, simple way.

Plant some trees and flowers too,  
Keep the water clean and blue.

Feed the birds and care for bees,  
Save the animals and the trees.

Pick up litter off the ground,  
Let's keep our Earth safe and sound!

# Take Care of Children in Summer!



Keep Hydrated



Provide Light Food



Stay Cool Indoors



Dress Properly



Provide Light Food



Avoid Sunlight



# TRUE FRIENDS



**Do not cut  
me,  
cried the  
tree.**



**Because i  
give you rain  
free.**



**In my cool  
shade  
you rest,**



**Eat my fruits  
that are best.**

**Take in my fresh  
smell,  
Let me live  
my life well.**



# Summer Holiday Homework

Dear Students,

As you start your summer holidays, we want you to have a fun and fulfilling break.

Here are some tips to help you make the most of your time off:-

- \*Play games like Ludo, Scrabble, Chess, and Word Building to have fun and enhance your cognitive skills.
- \*Help with household chores like dusting, watering plants, or laying the dinner table to learn responsibility and contribute to your family.
- \*Go for a morning walk and observe your surroundings to start your day in nature
- \*Try yoga, swimming, cycling, or other healthy activities to stay healthy and calm.
- \*Communicate with your grandparents and learn from their childhood and family history to bond with them.

We hope you have a fantastic vacation! Stay safe and healthy, and we can't wait to see you again soon!

## Homework

### G.K

- \*Students have to learn the spelling of their name.
- \*Do page no. 8 in your G.K Pikaso book. Learn fruits and vegetables names, Body parts name.

### English

- \*Write a to e 5 times in your notebook.
- \*Do pages: 7, 8, 9, 10, 11, 12, 13, 22, 23, 24, 25 in your English literacy skills book.

### Maths

- Write 1 to 50 forward counting 5 times in your notebook.
- \*Write 10 to 1 backward counting 5 times in your notebook.
- \*Do pages:9,10, 20, 21, 23 in your Maths Numeracy Skill book.

### Hindi

- \*अ से अ: तक 5 पेज कॉपी में लिखो ।
- \*क से ड तक 5 पेज कॉपी में लिखो।

### All in One Workbook

- \*Do pages:7,8,9,10,11,12,26,70 in your book.

**Instruction:- (Use a separate 3 in 1 notebook for holiday homework.)**

# Match 1st Letter with Fruit

A ●




O ●




B ●




W ●



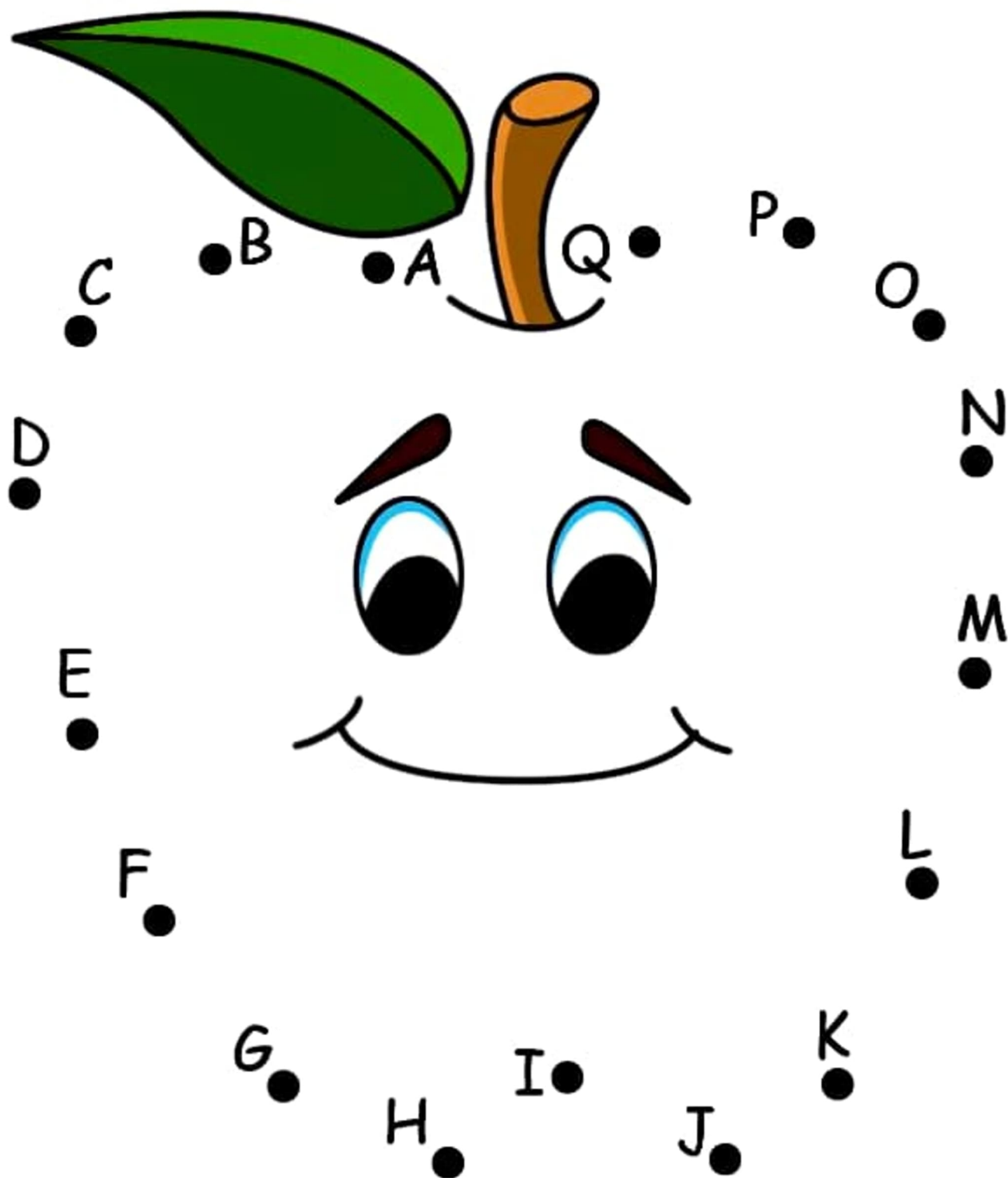
G ●



S ●



Connect and color.



# Match 1st Letter with Vegetable

P



T



E



C



B



M



\* Circle the correct letter.



F

E


B



C

G

H



E

F

G



H

G

M



C

H

R

# Match Parent with Baby



# Match 1st Letter with Body Part

H ●



F ●



E ●



N ●



M ●



L ●



# Missing numbers 1 ~ 20

Fill in the missing numbers.



# Match Count with Fingers



3



6



1




5



7

# Match Count with Fingers




• 8



• 2



• 9

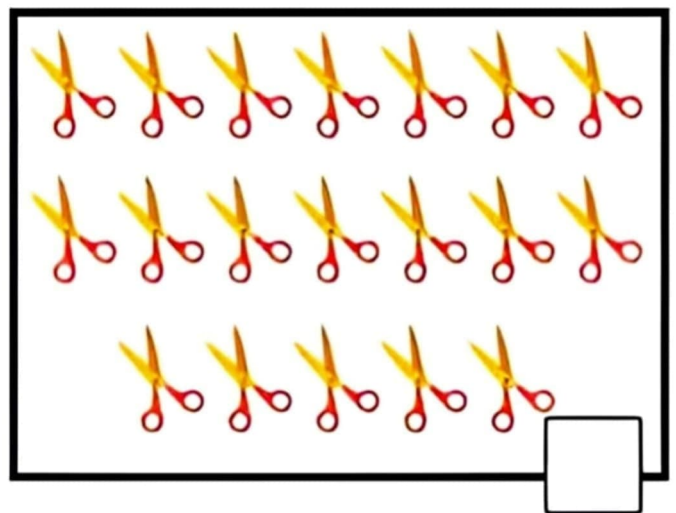
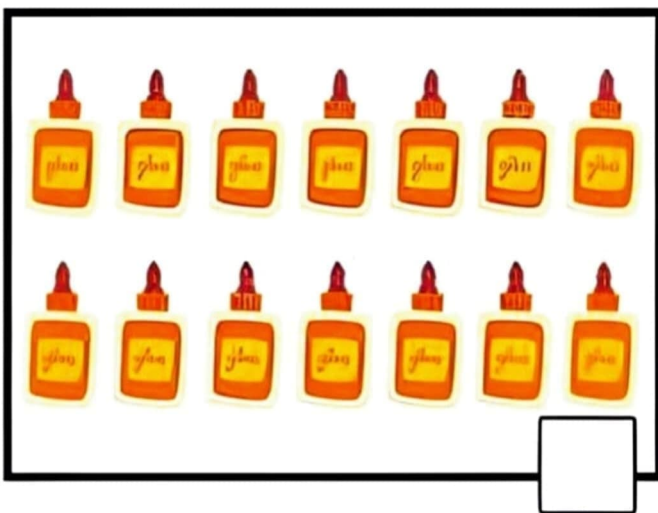
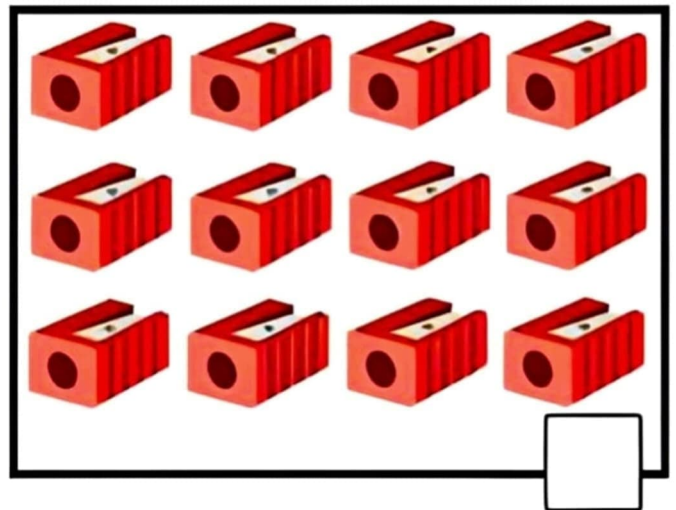
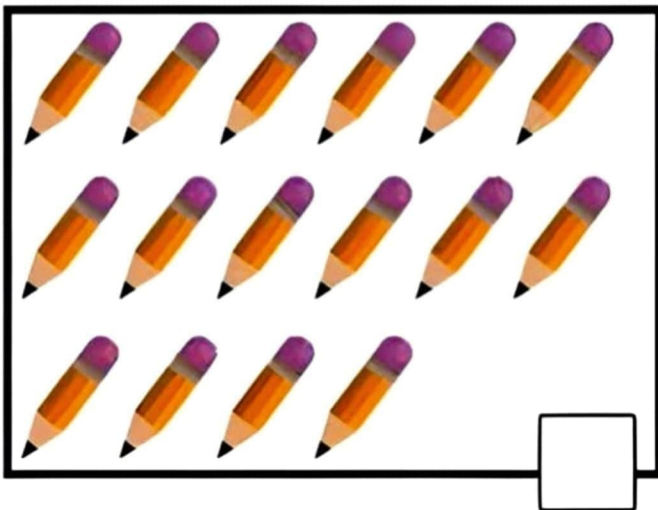
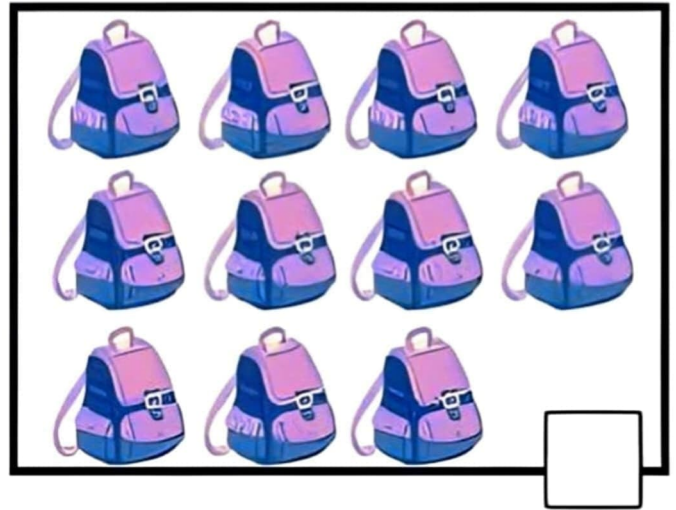
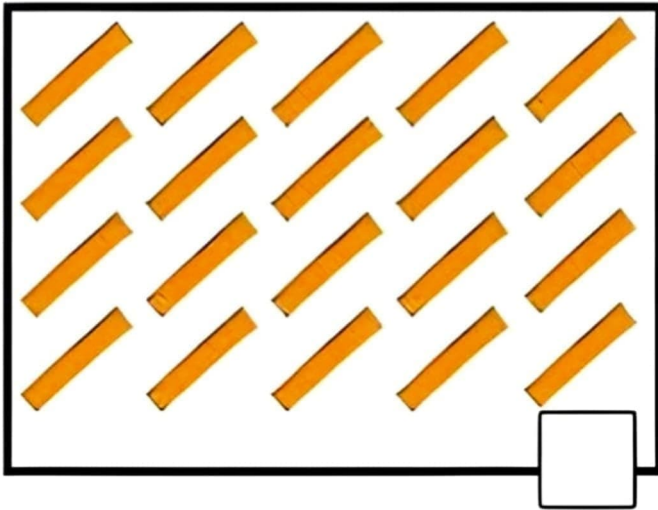


• 10












• 4

# Count and Write




# Counting objects

Circle the number that matches the amount you see

|   |   |   |    |  |    |    |    |  |    |    |    |
|---|---|---|----|--|----|----|----|--|----|----|----|
|    |    |    |    |  |    |    |    |  |    |    |    |
| <table border="1"><tr><td>14</td><td>16</td><td>12</td></tr></table>                | 14  | 16  | 12 | <table border="1"><tr><td>16</td><td>18</td><td>20</td></tr></table> | 16 | 18 | 20 | <table border="1"><tr><td>20</td><td>18</td><td>19</td></tr></table> | 20 | 18 | 19 |
| 14  | 16  | 12  |    |  |    |    |    |  |    |    |    |
| 16  | 18  | 20  |    |  |    |    |    |  |    |    |    |
| 20  | 18  | 19  |    |  |    |    |    |  |    |    |    |
|   |   |   |    |  |    |    |    |  |    |    |    |
| <table border="1"><tr><td>13</td><td>11</td><td>15</td></tr></table>                | 13  | 11  | 15 | <table border="1"><tr><td>8</td><td>10</td><td>6</td></tr></table>   | 8  | 10 | 6  | <table border="1"><tr><td>9</td><td>12</td><td>8</td></tr></table>   | 9  | 12 | 8  |
| 13  | 11  | 15  |    |  |    |    |    |  |    |    |    |
| 8   | 10  | 6   |    |  |    |    |    |  |    |    |    |
| 9   | 12  | 8   |    |  |    |    |    |  |    |    |    |
|  |  |  |    |  |    |    |    |  |    |    |    |
| <table border="1"><tr><td>4</td><td>7</td><td>5</td></tr></table>                   | 4   | 7   | 5  | <table border="1"><tr><td>12</td><td>16</td><td>18</td></tr></table> | 12 | 16 | 18 | <table border="1"><tr><td>20</td><td>17</td><td>15</td></tr></table> | 20 | 17 | 15 |
| 4   | 7   | 5   |    |  |    |    |    |  |    |    |    |
| 12  | 16  | 18  |    |  |    |    |    |  |    |    |    |
| 20  | 17  | 15  |    |  |    |    |    |  |    |    |    |


# Number Matching

Count and draw a line to the matching numbers!



•

• 20




•

• 6




•

• 2



•

• 14



•

• 10



# SHAPES ACTIVITY




Learn and draw these shapes.



Circle



Triangle



Square



Heart



अक्षर को चित्र से मिलाओ

क

•

•



ख

•

•



ग

•

•



घ

•

•

ङ

ङ

•

•



सही अक्षर पर गोला लगाओ (अ - अः)

|   |   |   |    |
|---|---|---|----|
|    | इ | अ | ई  |
|    | अ | आ | उ  |
|   | ऊ | उ | अं |
|  | इ | ओ | ई  |
|  | उ | अ | ऊ  |
|  | ऊ | अ | आ  |

सही अक्षर पर गोला लगाओ (अ - अः)

|   |    |    |    |
|---|----|----|----|
|    | औ  | ऋ  | ओ  |
|    | ओ  | अं | औ  |
|    | ए  | अ  | ऐ  |
| अः  | अं | अः | अ  |
|  | औ  | ऐ  | ओ  |
|  | ऐ  | ओ  | ए  |
|  | अः | अ  | अं |

My name is:

---

---

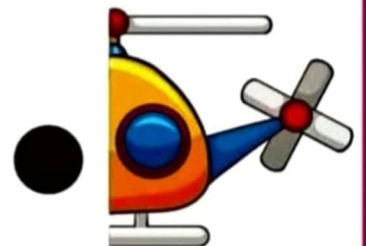
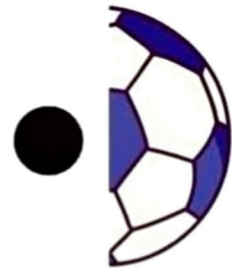

---

My name has  letters

Find and colour the letters in your name

A B C D E  
F G H I J K  
L M N O P  
Q R S T U  
V W X Y Z

# Match Picture with Its Other Half






# COLOUR ACTIVITY



Colour the given objects.

## Banana

Colour it **Yellow**.




## Apple

Colour it **Red**.



## Leaf

Colour it **Green**.



## Cloud


Colour it **Blue**.



Colour neatly and have fun!



I LOVE  
DAD



HAPPY  
*Father's day*

