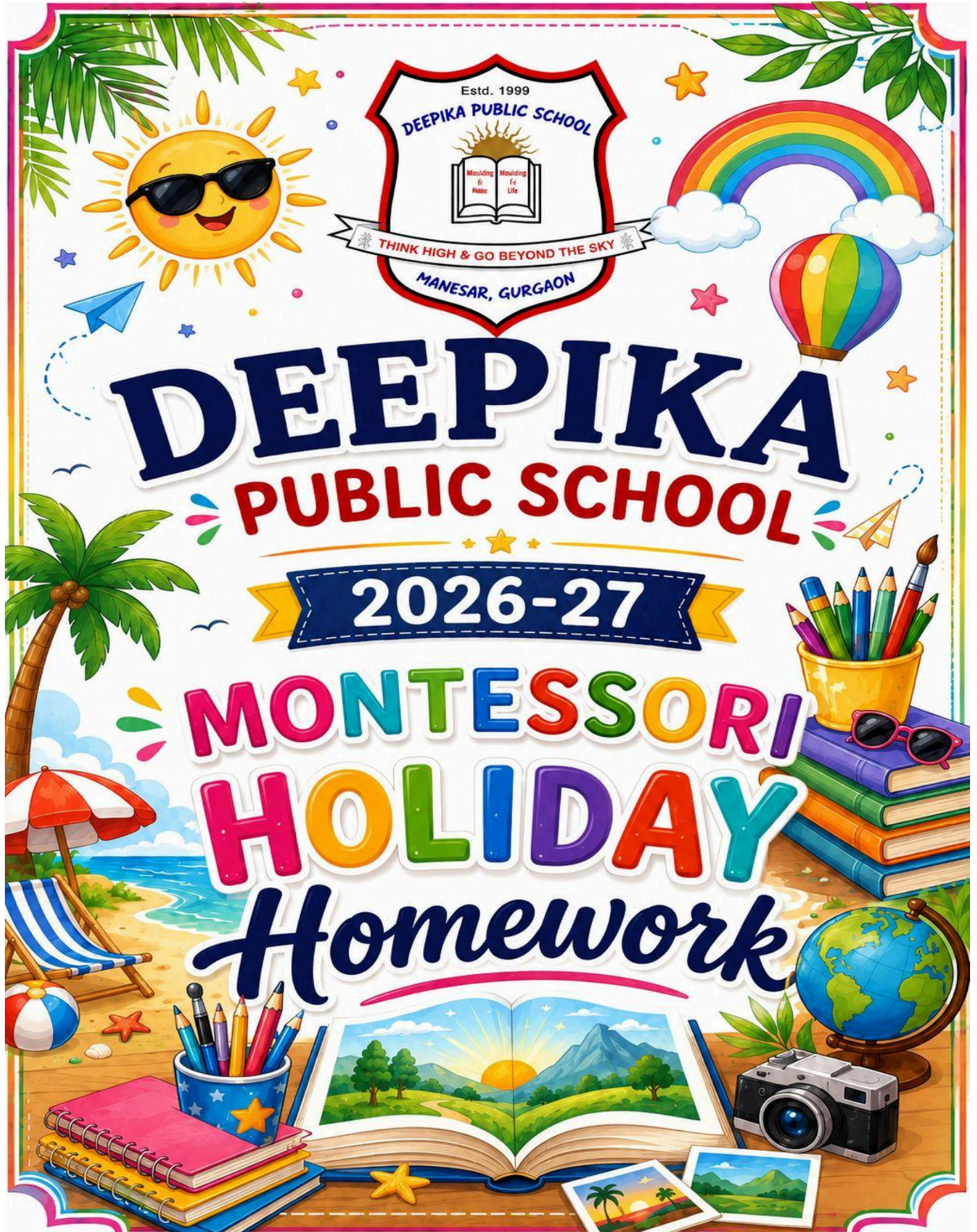




# DEEPIKA PUBLIC SCHOOL

2026-27

# MONTENESSORI HOLIDAY Homework





**SUBJECT**

**ENGLISH MATHS**

**G.R HINDI**

**Class – Mont.3**

**HELLO  
SUMMER**





# SUMMER

## ★ ASSIGNMENT ★



Dear Parent, ♥



The summer break is a great opportunity for children to **relax, enjoy, and explore learning** beyond the classroom. ★



We have prepared a set of **fun, simple, and creative** activities for your child to do during the holidays. ♥



Please encourage your child to complete these tasks with **interest and joy.** ★

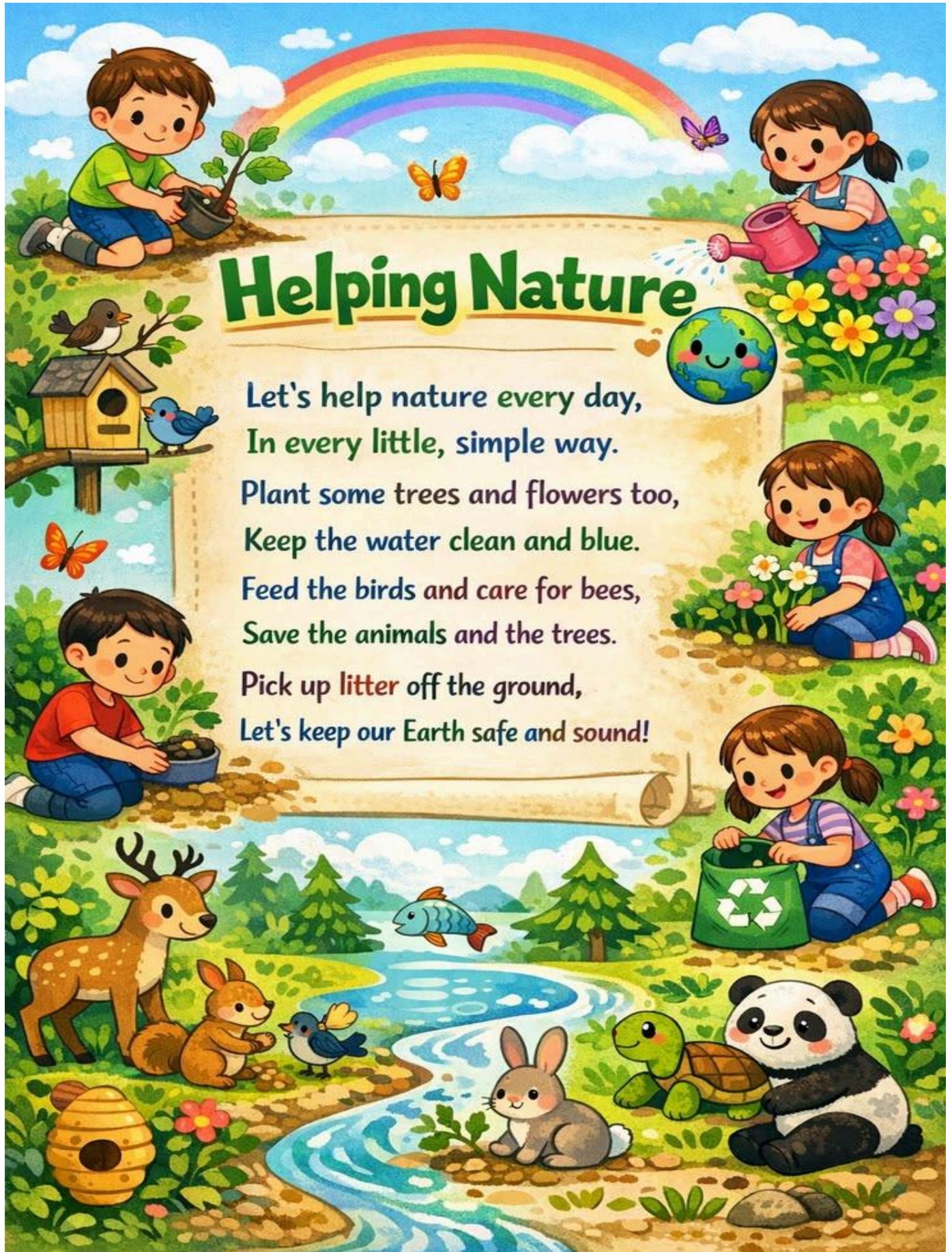


Let us make learning **fun** this summer! ♥



Let us make this summer  
full of fun,  
learning, and  
happiness! ♥





# Helping Nature

Let's help nature every day,  
In every little, simple way.

Plant some trees and flowers too,  
Keep the water clean and blue.

Feed the birds and care for bees,  
Save the animals and the trees.

Pick up **litter** off the ground,  
Let's keep our Earth safe and sound!

# Take Care of Children in Summer!



Keep Hydrated



Provide Light Food



Stay Cool Indoors



Dress Properly



Provide Light Food



Avoid Sunlight



# TRUE FRIENDS



**Do not cut  
me,  
cried the  
tree.**



**Because i  
give you rain  
free.**



**In my cool  
shade  
you rest,**




**Eat my fruits  
that are best.**

**Take in my fresh  
smell,  
Let me live  
my life well.**



# HELLO!

My name is...



**NOTE** : All the parents are instructed to take care that your ward won't fill the unnecessary pages that are not given in HOLIDAY HOMEWORK.

## **ENGLISH LITERACY SKILL**

- Do pg no - 11 to 25 in the book.

## **NUMERACY SKILL**

- Do pg no - 29,30,32,33,36,41 and 42 in the book

## **G.K**

- Do pg no - 16,17,19,20 and 23 in the book.

## **हिन्दी साक्षरता कौशल**

- पेज नंबर - 11,12,18,19,20,24,25,26,27 और 28 पुस्तक में करो।

## **ART and CRAFT**

- Colour the pg no - 7 to 14 in the book.

## ACTIVITY

- Keep a water bowl for birds to protect them from heat. Also feed the stray animals if possible.
- Plant a fruit or a flower seed. And if you have planted any plant at home then water it daily.

## ONLINE ACTIVITY

- ENVIRONMENT DAY - 5 JUNE
- FATHER'S DAY - 21 JUNE
- YOGA DAY - 21 JUNE

**NOTE:** Attendance in the Online Activity is mandatory for everyone.

## CRAFT

- Make a Phonic Sound Fish Chart. (Roll no.1 to 14)

Link: <https://youtu.be/yMDopl0pkZ8?si=3DTHwfhEna1piQ6V>

- Make a (हिंदी मात्रा) Chart. (Roll no.15 to 28)



Link: [https://youtube.com/shorts/-emIEzovCYA?si=KSmv6LZ9qq\\_XBjAG](https://youtube.com/shorts/-emIEzovCYA?si=KSmv6LZ9qq_XBjAG)

- The Roll Number is written in the diary. 🖱️

# ASSIGNMENT AND WORKSHEET

**NOTE:** Take the Print out of the following pages, complete them and keep safely in a clear bag.

## Worksheet -1

 **Let's write some words** 

---

**C**  
**M**      **ap**  
**T**

**Cap**  
\_\_\_\_\_  
\_\_\_\_\_

---


**B**  
**K**      **it**  
**S**

\_\_\_\_\_  
\_\_\_\_\_  
\_\_\_\_\_

---

**B**  
**J**      **oy**  
**T**

\_\_\_\_\_  
\_\_\_\_\_  
\_\_\_\_\_



## Worksheet - 2

# Ordering Sounds

Unscramble the 3 letter words by sounding them out.

Take clue from the picture.



u n s

— — —



a b t

— — —



t a c

— — —



p t o

— — —



p u c

— — —



n p e

— — —



a t r

— — —



x b o

— — —



i p l

— — —



r a e











— — —

## Worksheet - 3

### Match the Correct Image

Name.....

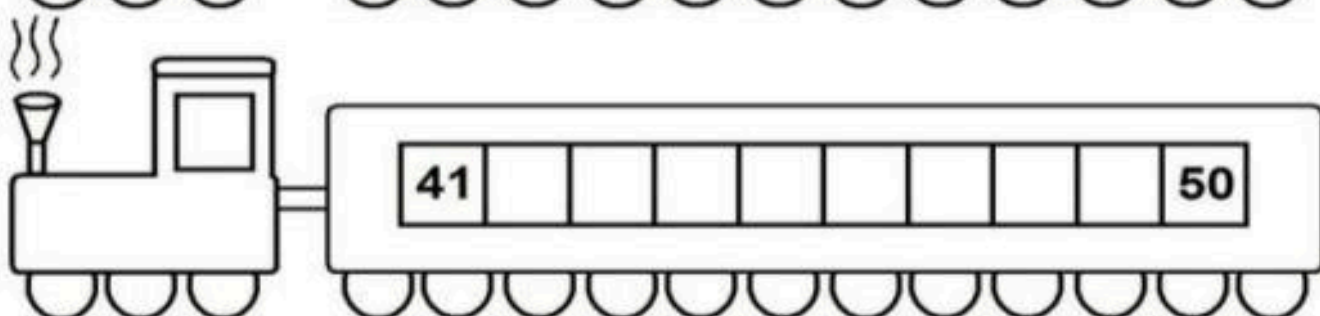
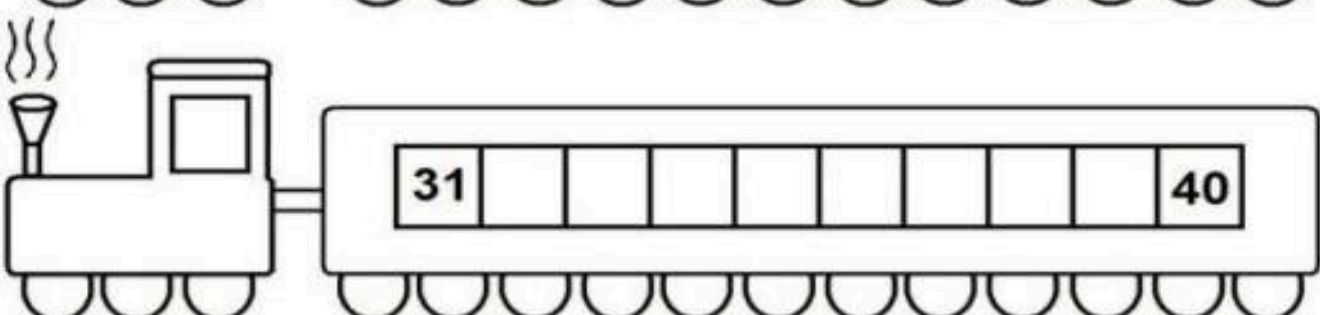
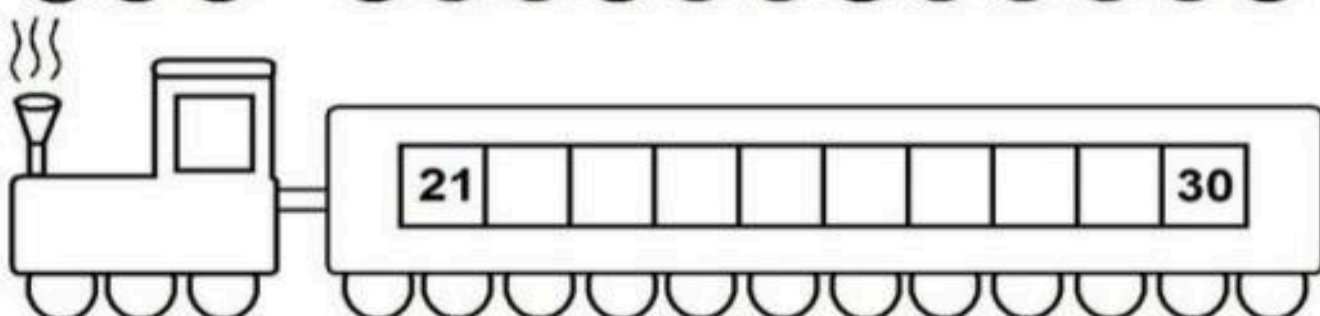
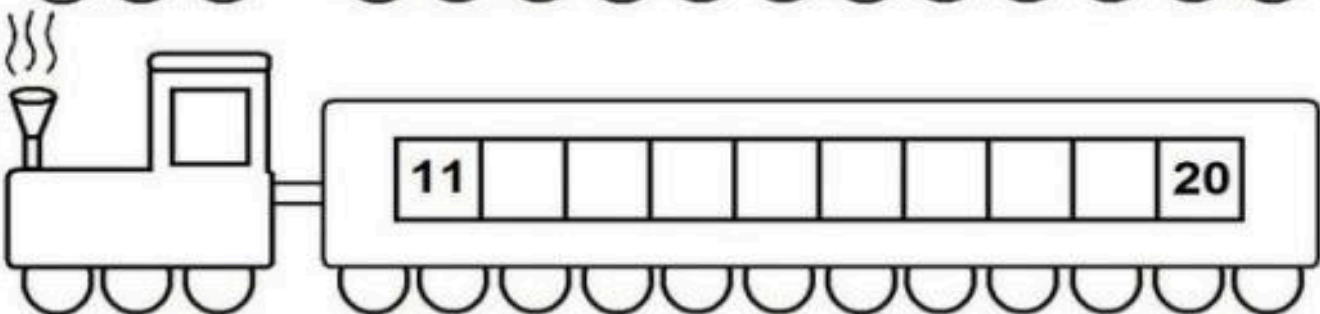



	•	•	FOX		•	•	GEM
	•	•	HUT		•	•	CAP
	•	•	POT		•	•	BAG
	•	•	RAG		•	•	BOX
	•	•	CAR		•	•	SUN
	•	•	BUS		•	•	CUP
	•	•	MAT		•	•	FAN
	•	•	TIE		•	•	PEN
	•	•	KEY		•	•	NET
	•	•	TOE		•	•	BUG

## Worksheet - 4

Name \_\_\_\_\_ Date \_\_\_\_\_

Write each missing number.



## Worksheet - 5

NAME: \_\_\_\_\_ CLASS: \_\_\_\_\_ DATE: \_\_\_\_\_

### Number As Words

Circle the correct number of each word

Nine

2 3 9

Two

2 4 5

Four

2 3 4

Three

2 3 1

Five

5 3 9

Seven

5 3 7

Ten

10 3 6

Eight

7 8 9

One

2 1 9

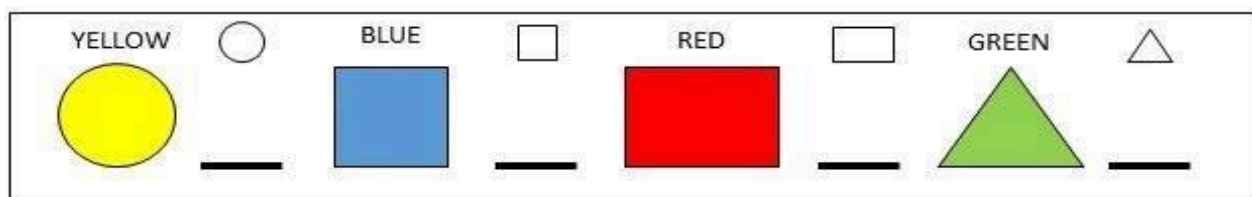
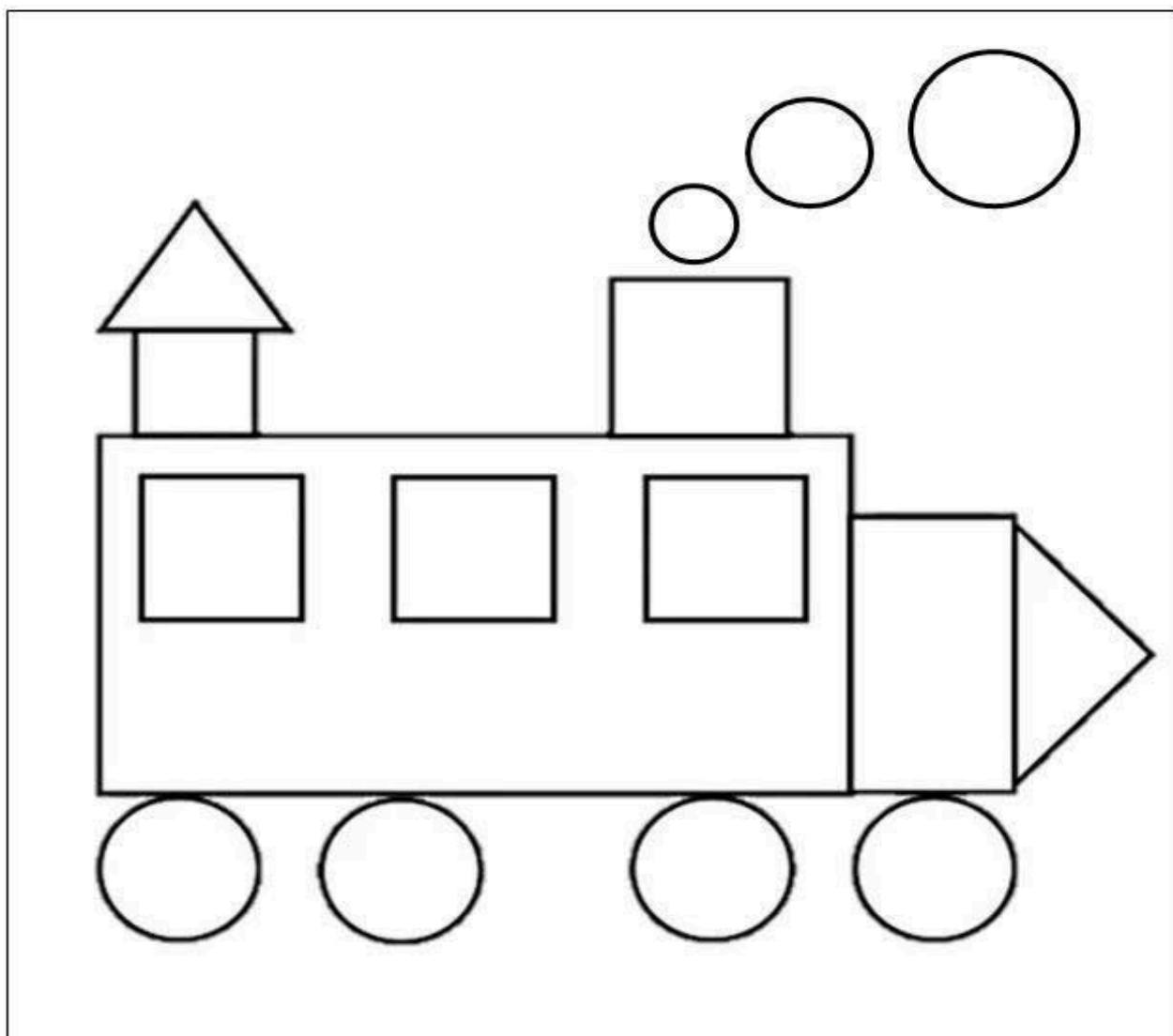
Six

6 5 1

## Worksheet - 6

Name: .....

1. Count each shape and write the numbers below
2. Colour each shape with respective colour code



## Worksheet - 7

### *How Many?*

name \_\_\_\_\_

**I have**



**eyes**

**I have**



**mouth**

**I have**




**ears**

**I have**



**fingers**

**I have**



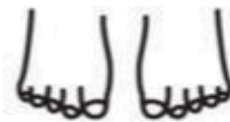
**legs**

**I have**



**arms**

**I have**



**toes**

**I have**



**nose**

**1 2 3 4 5 6 7 8 9 10**

## Worksheet - 8

Name \_\_\_\_\_

# I KNOW MY PHONE NUMBER



□□□-□□□-□□□□

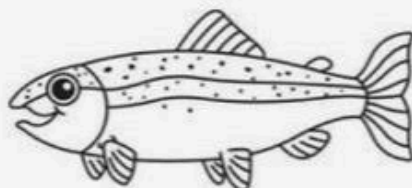


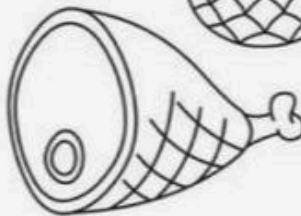


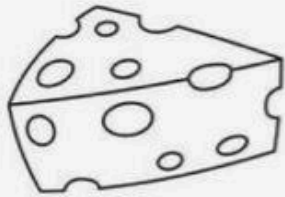
# Worksheet - 9

Name: \_\_\_\_\_

Date: \_\_\_\_\_

## Things I like to Eat

Directions: Color the pictures that you like to eat.



# कार्यपत्रिका - 10

WORKSHEET-V

## VARNAMALA (वर्णमाला)

NAME:

GRADE:

DATE:

I. खाली जगह भरो। (स्वर)

\_\_\_\_\_ आ \_\_\_\_\_ ई \_\_\_\_\_ ऊ \_\_\_\_\_

ए \_\_\_\_\_ \_\_\_\_\_ औ \_\_\_\_\_ \_\_\_\_\_

II. खाली जगह भरो। (व्यंजन)

\_\_\_\_\_ ख \_\_\_\_\_ \_\_\_\_\_ ड

च \_\_\_\_\_ \_\_\_\_\_ \_\_\_\_\_ ज

\_\_\_\_\_ \_\_\_\_\_ \_\_\_\_\_ ण

त \_\_\_\_\_ \_\_\_\_\_ \_\_\_\_\_ न

\_\_\_\_\_ \_\_\_\_\_ ब \_\_\_\_\_ म

य \_\_\_\_\_ \_\_\_\_\_ \_\_\_\_\_

श \_\_\_\_\_ \_\_\_\_\_ \_\_\_\_\_

क्ष \_\_\_\_\_ \_\_\_\_\_ \_\_\_\_\_

# कार्यपत्रिका - 11

## Hindi Worksheet

एक अक्षर के साथ अलग-अलग अक्षर जोड़कर शब्द बनाना सीखे।

क	ल	कल
	म	कम
	प	कप

फ	ल	
	न	
	ट	

स	र	
	ब	
	च	

आ	प	
	म	
	ग	

ह	म	
	ल	
	क	

म	न	
	ल	
	र	



आज आपने एक अक्षर के साथ अलग-अलग अक्षर जोड़कर शब्द बनाना सीखा।

## कार्यपत्रिका - 12

नाम: \_\_\_\_\_


कक्षा: \_\_\_\_\_

दिनांक: \_\_\_\_\_

अंक: \_\_\_\_\_

### वर्णों को सही क्रम में लिखे

1.  म क ल \_\_\_\_\_

2.  ट ब न \_\_\_\_\_

3.  र ट म \_\_\_\_\_

4.  ह द श \_\_\_\_\_

5.  क स इ \_\_\_\_\_

## ✨ Speak Smart, Speak Polite ✨

**It is also important that your child learns to converse in English. Here are some tips.....**

**●The child should say his/her name in full sentences.**

**●Teach the child to use short sentences**

**e.g. -**

**●May I go to the washroom**

**● Please open my tiffin/ water bottle**

**●May I drink water**

**●May I come in**

**●Please give me water**

**●Please help me**

---

# ***HAPPY SUMMER VACATION***

